



# How to use „ecosan“-toilets correctly

Toaleta Ecosan este realizată după un concept inițial al lui Cesa Anorve, Centre of Innovation in Alternative Technology, Mexico

Material educațional realizat de Claudia Wendland, Universitatea Tehnică Hamburg, Germania



*The small hole is for urine, the big hole is for the feces.*

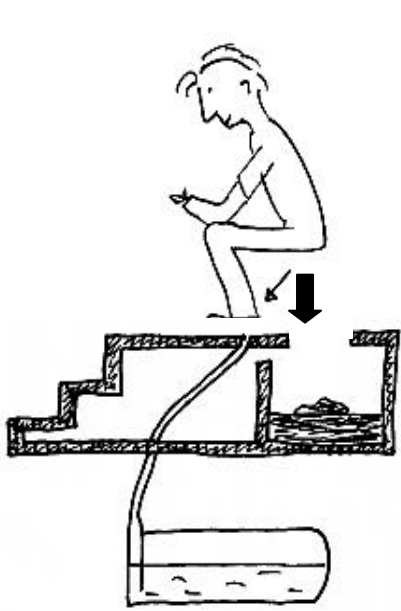


*After defecation the feces have to be covered by soil/ashes, but do not throw the soil in the urine-hole!!!*


*After going to toilet wash your hands well with soap!!!*




# How to use „ecosan“-toilets correctly



**The small hole  
is for urine,  
the big hole is  
for feces.**



**After  
defecation the  
feces have to  
be covered by  
soil/ashes, but  
do not throw  
the soil in the  
urine-hole!!!**



**Do not urinate  
into the feces-  
chamber!**

**Use the urinals!**



**After going  
to toilet wash  
your hands  
well with  
soap!!!**

