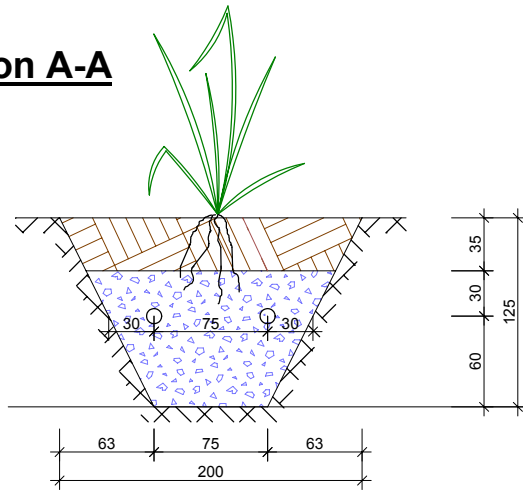
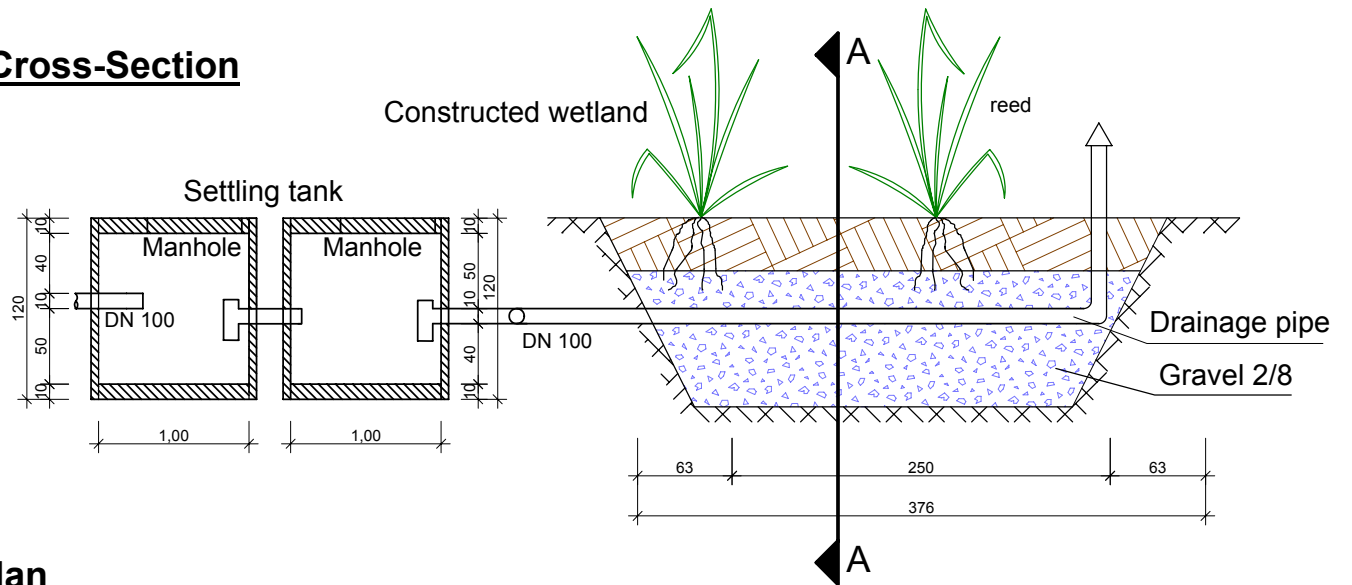


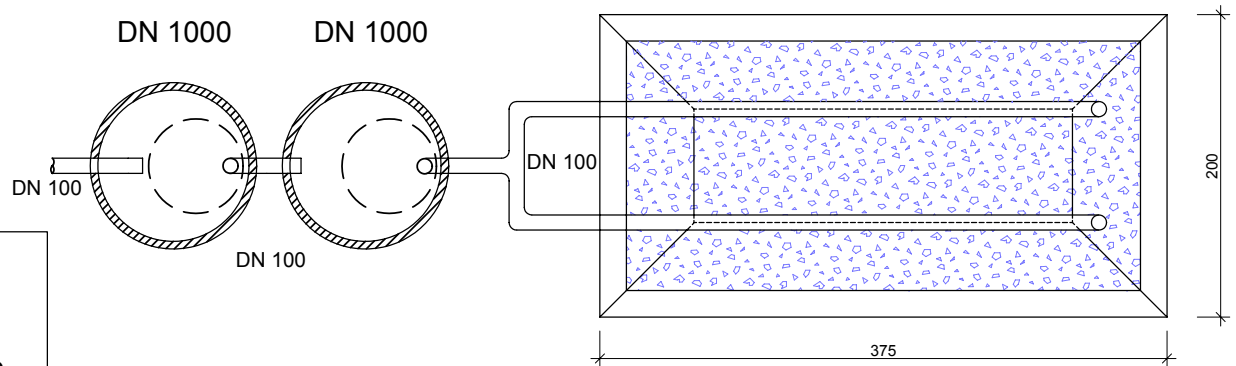
Section A-A



Cross-Section



Plan



The wastewater pipe from the house lies only 50 cm unter the ground level, because the house will mainly be used in summertime. If you want to use it in wintertime also, it must be deeper.

The biological treatment takes place in the gravel zone. The ventilation of the drainage pipe is very important for the correct funktion of the filter.

The cleaned wastewater infiltrates in the ground through the walls of the gravel-filter. If there are more than 4 persons connected to the system, you have o install a drainage pipe on the bottom of the filterbed and an outletpipe.

All distances in cm.

Drawing:

**Constructed wetland
Single house**

DRAFT

Scale:

1:50

Painted: D. Fauter

Date: 05.05.2006

varified:

Date:

Signature:

Page-Nr.:

01