


HOW TO OPERATE AND MAINTAIN YOUR TOILET




Most toilets are built with one pit. This pit fills up quickly and must be emptied often. Emptying the pit is expensive.

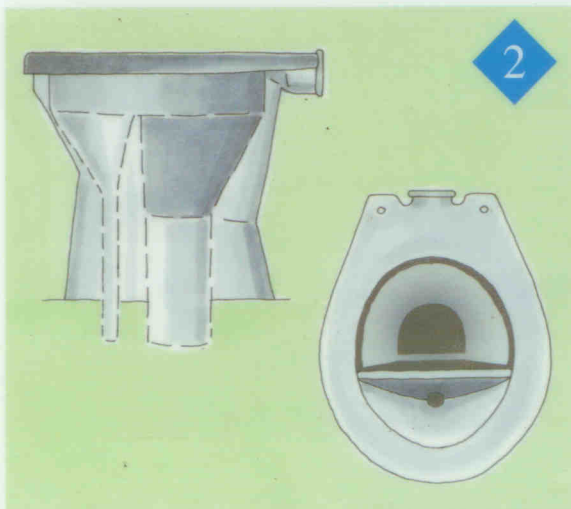
I cannot reach your toilet.

I cannot pay for the tanker to empty the pit.

With a urine diversion toilet you can always maintain the toilet yourself.



1. Two shallow chambers will have to be built 400 mm below the ground with concrete blocks. The top structure has two holes in the floor. Place the toilet bowl over one hole and use the first chamber until it is full. Keep the second chamber covered until the first chamber is full.



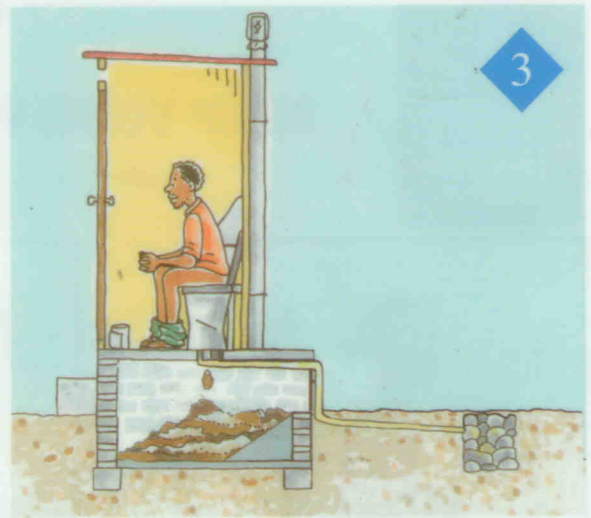
2. The toilet bowl has two parts - one for urine and one for faeces. When women urinate the urine goes into the front part, and flows through a narrow pipe into the soil where it soaks away. Men urinate into a separate urinal that also leads into the soil. Men and women use the toilet bowl for defecating. Faeces drop down the larger hole at the back of the bowl into the pit below.

In this way it will not cost you any money and health.

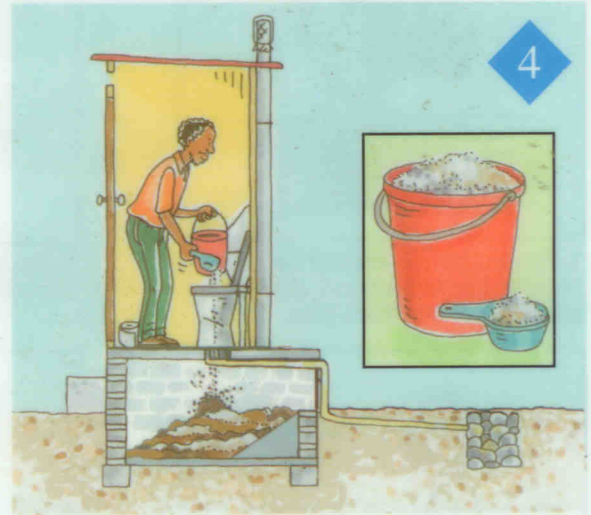


IN YOUR URINE DIVERSION (UD) TOILET


3. Faeces collects in the chamber below. This dries quickly because there is no urine and it is covered with soil or ash.



4. The contents of the chamber must break down and dry out. Help this process by throwing sand or ash into the pit after each use. No water must get into the pit.



5. When the first chamber is full, use the second chamber. Move the toilet bowl and place it over the second hole and cover the first chamber. While you use the second chamber, the waste in the first chamber dries out. Do not let any water get into the chamber that is drying out.



6. By the time the second chamber is full, the waste in the first chamber will be dry and safe to remove. You can dig out this dried waste in the first pit. When empty move the toilet bowl back to the hole over the first chamber. Use the first chamber while the waste in the second chamber breaks down and dries out.

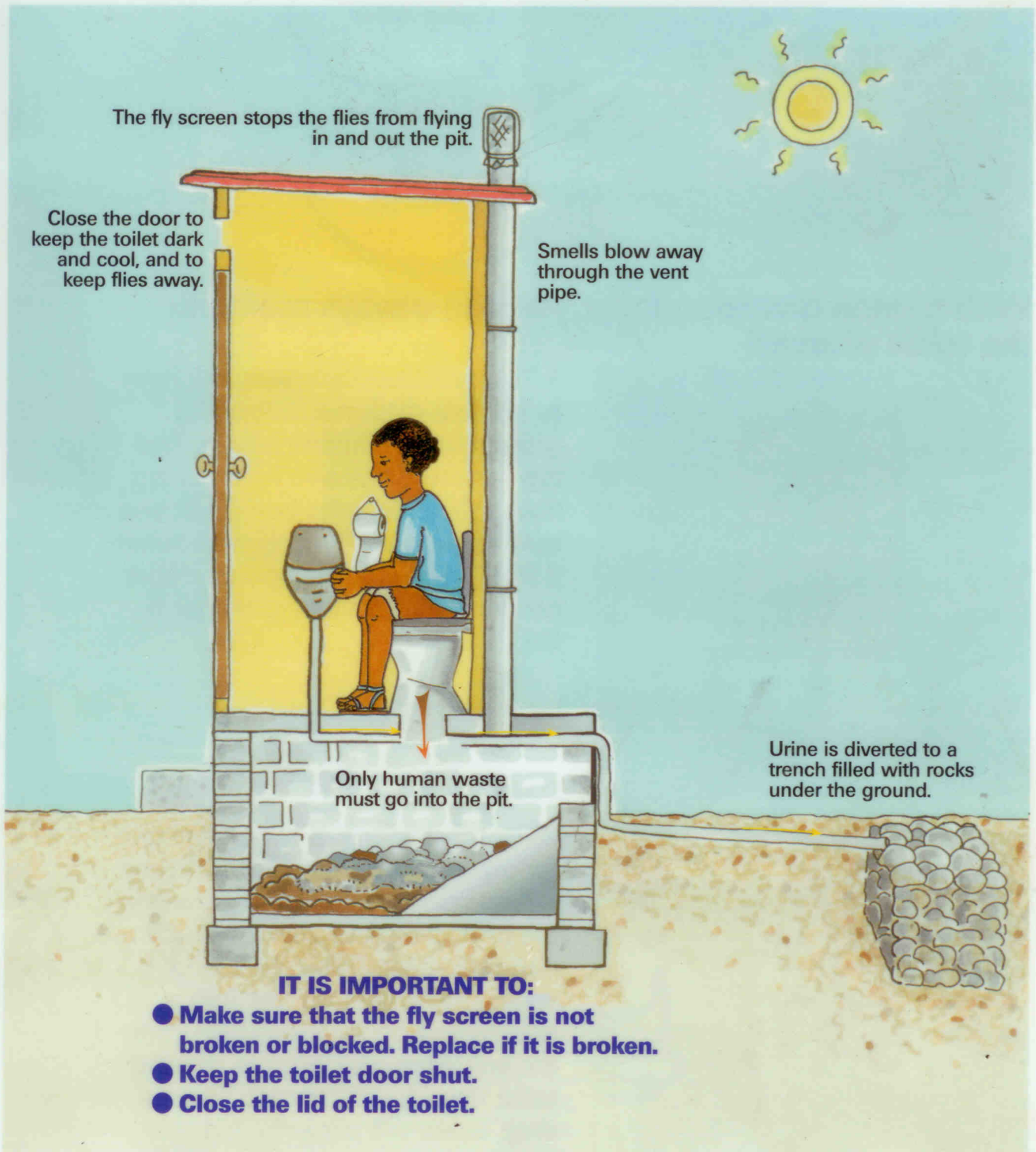


money to always keep your toilet hygienic and healthy.

HOW A URINE DIVERSION (UD) TOILET WORKS



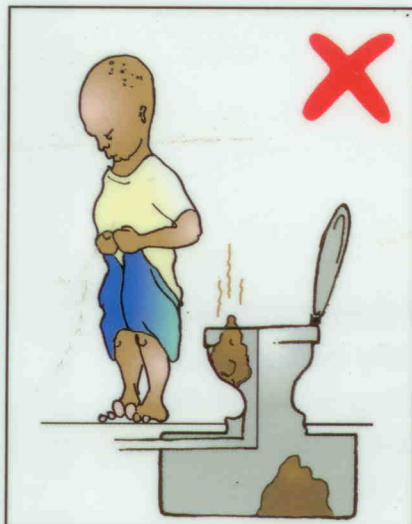
The UD (Urine Diversion) is a toilet that separates urine and faecal matter. It is important to operate and maintain the toilet properly to prevent smell and flies which could cause the spread of disease.



KEEP YOUR TOILET WORKING HEALTHILY AND HYGIENICALLY.



1. Faeces are deposited into the back of the toilet bowl, and ladies urinate into the front part.



2. Do not defecate into the front of the toilet.



3. Ash or sand is thrown over faeces after each use. Do not pour water into the pit.



4. Males must not urinate into the back of the toilet, use the separate urinal.




5. Men and boys must use the separate urinal.



6. Do not throw rubbish into the pit.



7. Clean the urinal with fresh water. Do not use disinfectants.



8. Keep the lid of the toilet closed to keep flies out of the pit.



9. Always wash your hands after using the toilet.