



**BENCHMARKING IN WASH IN SCHOOLS**  
**SWACHH VIDYALAYA PURASKAR**  
**SWACHH BHARAT: SWACHH VIDYALAYA (SBSV)**  
**“CLEAN INDIA: CLEAN SCHOOLS”**



# CONTEXT

- Schools are potential nodes for disease transmission and unsafe schools pose health and development hazards.
- Recent studies show strong evidence that lack of proper water and sanitation facilities leads to malnutrition, resulting in stunted growth in children
- In the absence of menstrual management, adolescent girls prefer to skip school leading to absenteeism.
- Schools should ensure basic amenities and facilities to ensure safety
- According to Right of Children to Free and Compulsory Education (RTE) Act 2009, Govt implemented schemes such as Sarva Shiksha Abhiyan (SSA), Rashtriya Madhyamik Shiksha Abhiyan (RMSA), Mid-day Day Meal Scheme (MDM) and Kasturba Gandhi Balika Vidyalaya (KGBV) have helped the country steadily progress towards the goal of universal elementary education.

# IMPORTANCE OF WATER SANITATION AND HYGEINE (WASH) IN SCHOOLS

Every school in the country is expected to have these essential elements

- Sanitation
- Daily hand wash with soap before meal
- Drinking water
- Operation & Maintenance
- Behavior change communication
- Capacity building



# BENEFITS OF WASH

- Healthy school environment
- Girls privacy and safety
- Improve nutrition
- Promotes dignity
- Children as agents of change
- User and child friendly facilities





# SWACHH BHARAT SWACHH VIDYALAYA (SBSV)

- In this context, in 2014, MHRD launched 'Swachh Bharat Swachh Vidyalaya' (SBSV) initiative to ensure that all schools in India have access to separate functional toilets for boys and girls. The initiative also has its emphasis on promoting safe and appropriate hygiene practices in schools and behavior among children.
- SBSV is supported by legislation and is championed by the Honorable Prime Minister and supported by the Right to Education Act (2009)
- The national flagship programmes, Sarva Shiksha Abhiyan (SSA) and the Nirmal Gram Puraskar also support this requirement.

# OBJECTIVES


- To ensure that every school in India has a set of functioning and well maintained Water, Sanitation and Hygiene (WASH) facilities.
- Training of teachers, school cabinet, school management committee and local government and other staff (cooks, cleaners)
- Financing facilities, operation & maintenance, training, educational resources.



# MINIMUM SWACHH VIDYALAYA PACKAGE



Operation and Maintenance



Capacity Building





# AWARDS

- To recognize, inspire and celebrate excellence in WASH practices in schools, awards were introduced
  - Nirmal Vidyalaya Puraskar & Sishumitra Vidyalaya Puraskar – West Bengal
  - Swachh Vidyalaya Puraskar – National Level



# SWACHH VIDYALAYA PURASKAR

- Swachh Vidyalaya Puraskar 2016 is instituted by MHRD, GOI.
- To recognize, inspire and celebrate excellence in sanitation and hygiene practice in schools.
- To honor schools that have undertaken significant steps towards fulfilling the mandate of the Swachh vidyalaya campaign

*Technical & Knowledge support :*



# CONTEXT

- Supports implementation of the **Swachh Bharat Swachh Vidyalaya initiative (SBSV)** – indicators linked to SBSV
- Aimed to **incentivize and recognize** good practices in Water, Sanitation and Hygiene
- Will inspire schools to **adopt better practices** and state and district administration to support such interventions.
- Schools will make **incremental improvements** to achieve better standards.
- **Incentivizing District Collectors** – will ensure positive action, greater responsibility and also **secure a good enabling environment**

# The awards were at 3 levels

- District Level Awards
- State Level Awards
- National Level Awards

National  
awards (200  
schools and 10  
districts)

State-level awards (40  
schools)

District –level awards (48 schools)



# AWARD SELECTION CATEGORIES

## WATER

- Access to safe and reliable drinking water
- Availability of water for use in toilet

## TOILETS

- Availability of separate functional toilets and urinals for boys and girls and teachers.
- Functional toilets for children with special needs

## HAND WASHING

- Functional handwashing facilities after toilet use
- Functional HW facilities for use before school meals

## O&M

- Safe disposal of solid and liquid waste
- Cleaning and Maintenance of school environment

## BEHAVIOUR & PRACTICE

- Hygiene education in schools
- Hygiene practices by students and cooks of MDM

# PERFORMANCE CRITERIA

The performance of the schools will be evaluated under the following categories

- Water – 22 marks
- Toilets – 28 marks
- Handwashing with Soap – 20 marks
- Operations and Maintenance – 15 marks
- Behavior Change and Capacity Building -15 marks



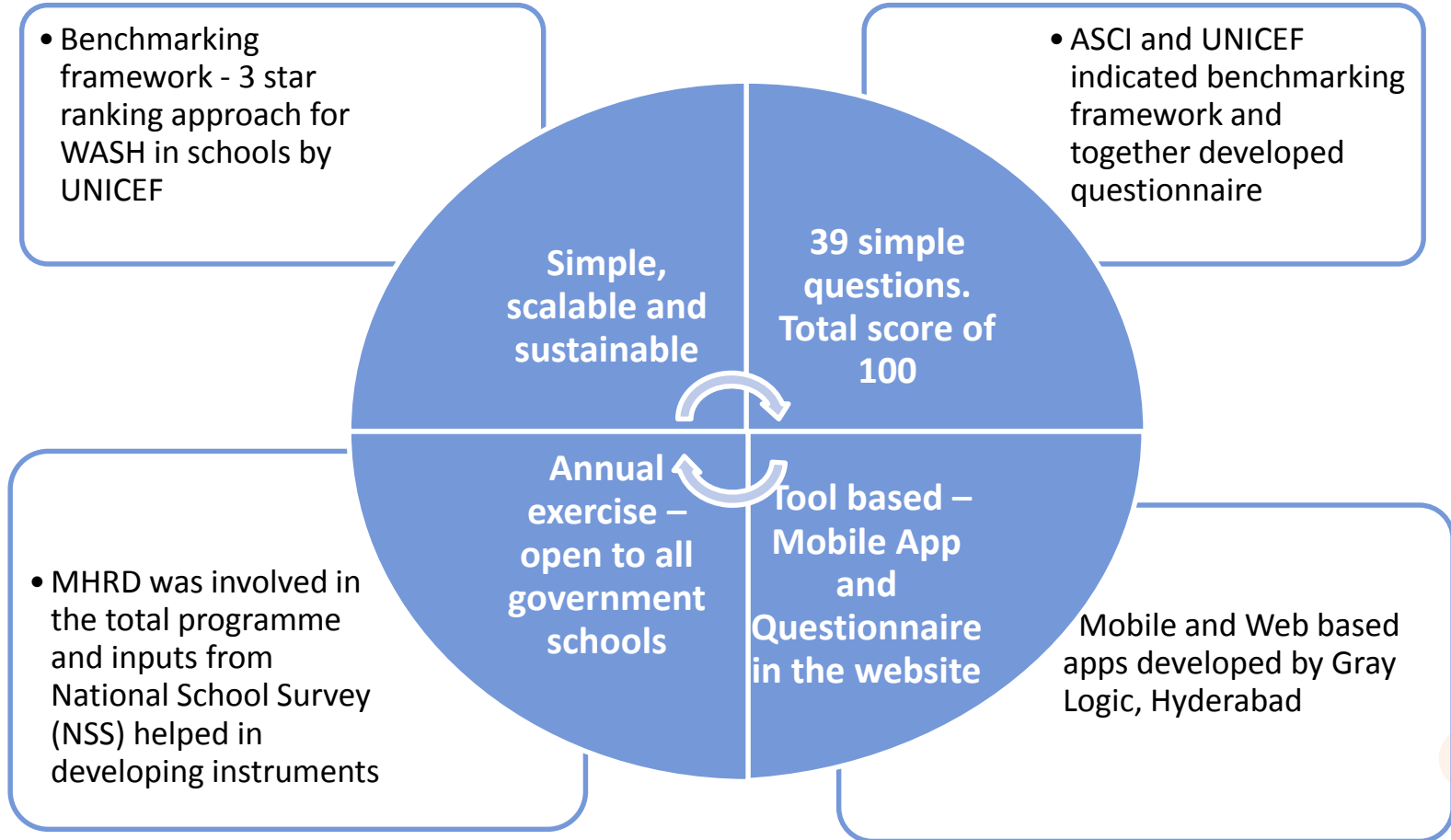
# RANKING CRITERIA

SCORE	RATING	REMARKS:
90% - 100% of the Norms	Green/*****	Excellent Keep it up!!
75%- 89% adherence to the Norms	Blue/****	Very Good
51% - 74% adherence to the Norms	Yellow/***	Good, but there is a scope for improvement
35%- 50% adherence to norms	Orange/ **	Fair, Needs Improvement
Below 35% adherence to the Norms	Red / *	Poor : Needs considerable Improvement

***Each school will have to score ORANGE in each category, to be eligible***

***There are also category-specific awards, so every school stands a chance to win***

# KEY FEATURES





# ELIGIBILITY CRITERIA

- All Government schools in Rural and Urban areas
- Every school should have a U-DISE code if not they have to download Data capture format and apply for a one in order to participate in the programme

([http://www.dise.in/Downloads/UDISE\\_DCF2015-16.pdf](http://www.dise.in/Downloads/UDISE_DCF2015-16.pdf))



# CAPACITY BUILDING ACTIVITIES



# CAPACITY BUILDING ACTIVITIES



# CAPACITY BUILDING ACTIVITIES



# SCHOOL REGISTRATIONS

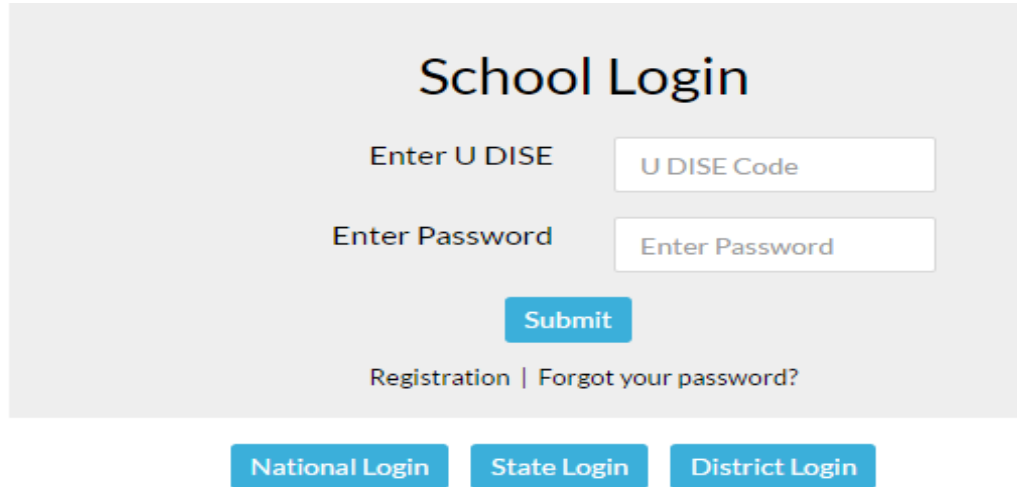
- All schools were invited to apply for the awards by 12<sup>th</sup> August 2016
- The registration of schools would be done with the U-DISE code of the school. Schools that did not have a UDISE-Code, had to download the [Data Capture Format \(DCF\)](#) and submit at Block / District / State level office to generate the U-DISE Code.
- First completed the Primary Information section in the prescribed format. Upon submission, a "Password" will be send to the mobile number registered.
- Schools login with the U-DISE code and Password to complete the rest of the six sections of the survey.
- Steps to Access Information of Swachh Vidyalaya Puraskar 2016
  - Option A : Download [Mobile App](#) OR Give a Missed Call to **070972 98400** to get App Links on your mobile
  - Option B : Fill [Online Survey](#)
  - Option C : Download [Survey Format](#), fill it and seek assistance to complete survey using option A or option B

# SCHOOL SUBMISSIONS THROUGH WEB BASED APPLICATION

- Click on the url for school login page

<http://103.7.128.243:8080/login.aspx>

- Enter the UDISE code and password and click on submit



The screenshot displays a web application interface for school login. At the top, the title "School Login" is centered. Below the title, there are two input fields: "Enter U DISE" with a text box containing "U DISE Code", and "Enter Password" with a text box containing "Enter Password". A blue "Submit" button is positioned below these fields. At the bottom of the form area, there are two links: "Registration" and "Forgot your password?". Below the form area, there are three blue buttons: "National Login", "State Login", and "District Login".



- This will lead to the primary section of the school, upon verifying the schools information, they complete the questionnaire under all 5 sections (all the questions are mandatory), upload the images of the school under each category and submit.
- Answers under each category can be saved for further reference and before the final submission can be edited n number of times
- Once the final submission done, the answers cannot be edited and hence the school teachers who were filling the questionnaire were made aware of that before hand



# Primary Section

School Primary Information

Fields marked in \* are mandatory

U DISE Code \*

Name of School and Address \*

Name of Respondent \*

Designation of Respondent \*

Contact Details of Respondent \*

School Landline No

Mobile No

Email Id

Category of School \*

Type of School \*

Usage of school premises \*

Year of Establishment of the School

Location of the school \*

Management of the School \*

Type of Board \*

Number of Students enrolled \*

Boys

Girls

Number of Children with Special Needs \*

Boys

Girls

Number of Teachers and Staff \*

Male

Female

Water

Certificate of Participation

Primary Information

Water

Toilets

Handwashing With Soap

Operations And Maintenance

Behavior Change And Capacity Building

Upload Images

Final Submission

Change Password

Notifications

Logout

U-DISE : 36090501701 School Name : MPUPS YASWANTHAPUR

1) What is the source of drinking water in the school?

Treated running water with water storage tank within the school premises

2) What is the quantity of water available in the school for drinking?

More than 1.5 litres per person per day throughout the year

3) How is drinking water stored in the school?

Container/pitcher with lid and ladle

4) Is the quality of drinking water tested?

Tested twice in a year

5) What is the source of water for use in toilets?

Continuous water supply through taps inside each toilet unit

6) What is the source of water for hand-washing after using toilets?

Running water with taps at all the hand washing points

7) What is the source of water for hand washing before Mid-Day Meal (MDM) / lunch by students?

Running water with taps at all the hand washing points

8) Is there a functional rain water harvesting facility in the school?

Yes

# Toilet Section

Toilets

Certificate of Participation

Primary Information

Water

Toilets

Handwashing With Soap

Operations And Maintenance

Behavior Change And Capacity Building

Upload Images

Final Submission

Change Password

Notifications

Logout

U-DISE : 36090501701 School Name : MPUPS YASWANTHAPUR

9) Does the school have separate toilet units (toilet seat and 3 urinals) in working condition for boys and girls?

If co-education, there is at least one toilet unit each for boys and girls

10) How many toilets in working condition does the school have for boys and girls?

Boys	01
Girls	02

11) How many urinals does the school have for boys and girls?

Boys	06
Girls	06

12) Does the school have toilets for Children with Special Needs?

Not Applicable

13) Is the height and size of toilet and urinal facilities suitable for children of all age groups in the school?

Yes

14) Does the school have separate toilets for Teachers and Staff?

Teachers and staff use the toilets meant for students

15) Do all the toilets in the school have secure door with latch and cloth hanging hooks?

Door with latch and cloth hanging hooks

16) Do all the toilets have roof and proper ventilation for natural light and air?

Yes

17) Does the school have separate dustbins with lid for disposal of sanitary waste?

No

18) Does the school have an incinerator in working condition for disposal of sanitary waste?

No



# Hand washing with Soap



MHRD | Swachh Vidyalaya  
Puraskar 2016

## Handwashing With Soap

Certificate of Participation

Primary Information

Water

Toilets

Handwashing With Soap

Operations And Maintenance

Behavior Change And  
Capacity Building

Upload Images

Final Submission

Change Password

Notifications

Logout

U-DISE : 36090501701

School Name : MPUPS YASWANTHAPUR

19) Does the school have facility for handwashing after use of toilet?

Wash basin for hand washing either inside or attached to every toilet unit

20) Does the school provide soaps for hand washing after use of toilets?

Soaps are available at all the hand washing points all the time

21) Does the school have facility for handwashing before Mid-Day Meal (MDM) / lunch where a group of children can practice hand washing at the same time ?

Yes, with water from taps; indicate number of taps

06

22) Does the school provide soaps for handwashing before Mid-Day Meal (MDM) / lunch?

Soaps are available at all the handwashing points at all the times

23) Do all children wash their hands with soap before mid-day meal (MDM)/ Lunch?

Yes, all children wash their hands with soap

24) Is the height of handwashing facilities suitable for children of all age groups in the school?

Yes

# Operation and Maintenance



MHRD | Swachh Vidyalaya  
Puraskar 2016

## Operations And Maintenance

Certificate of Participation

Primary Information

Water

Toilets

Handwashing With Soap

Operations And Maintenance

Behavior Change And  
Capacity Building

Upload Images

Final Submission

Change Password

Notifications

Logout

U-DISE : 36090501701

School Name : MPUPS YASWANTHAPUR

25) Does the school provide dustbins in each class room, kitchen area, toilets and at other appropriate locations for collection of waste?

Yes

26) How does the school dispose its solid waste?

Composts organic waste and disposes inorganic waste in pit or municipal/ community bins

27) How does the school dispose its liquid waste?

Septic tank/bio-toilets/Sewer line

28) Is the school premises clean and free of water logging?

Yes

29) Are the classrooms and teaching areas cleaned daily?

Yes

30) What is the frequency of cleaning toilets?

Daily

31) Are toilets cleaned with appropriate cleaning material?

Cleaned atleast twice in a week with soaping agent and disinfectant

# Behavior Change and Capacity Building



MHRD

Swachh Vidyalaya  
Puraskar 2016

## Behavior Change And Capacity Building

Certificate of Participation

Primary Information

Water

Toilets

Handwashing With Soap

Operations And Maintenance

Behavior Change And  
Capacity Building

Upload Images

Final Submission

Change Password

Notifications

Logout

U-DISE : 36090501701

School Name : MPUPS YASWANTHAPUR

32) Does the school have at least 2 teachers trained in sanitation and hygiene education?

Yes

33) Does the school have a Child cabinet (Bal Sansad) that takes an active role in promoting sanitation and hygiene practices?

Yes

34) Who supervises the cleaning and maintenance of the toilets in the school ?

Team of teachers, staff and child cabinet members

35) Who supervises the practice of daily handwashing with soap by students and cooks before Mid-Day Meal (MDM) / lunch?

Dedicated team of teachers/staff members and child cabinet members

36) Does the school take up safe hygiene and sanitation education including awareness on hand-washing during morning assembly and in school clubs?

Yes

37) Is menstrual health management discussed with girl students?

Yes, at least once every month

38) Does the school regularly conducts cultural programs and competitions (Essay, painting, debate) on hygiene and sanitation?

Yes

39) Does the school display and use Water, Sanitation and Hygiene related posters and materials for promoting hygiene education?

Yes

# Upload images



MHRD

Swachh Vidyalaya  
Puraskar 2016

## Upload Images

Certificate of Participation

Primary Information

Water

Toilets

Handwashing With Soap

Operations And Maintenance

Behavior Change And  
Capacity Building

Upload Images

Final Submission

Change Password

Notifications

Logout

U-DISE : 36090501701

School Name : MPUPS YASWANTHAPUR

Category

Select

Upload

Choose Files No file chosen

(You may only upload png, jpg or gif)

Save

Continue

Categories	Image 1	Image 2
Front view of the school and premises		
Separate functional toilets for boys and girls		
Functional toilets for CWSN		
Incinerator for disposal of sanitary waste		
Facilities for handwashing with soap after use of toilets and before mid-day meal/ lunch		

- On final submission the user gets a message : Successfully submitted. Thank you for participating in the survey. The scores were computed at the back end.



MHRD

Swachh Vidyalaya  
Puraskar 2016



## Final Submission

Certificate of Participation

Primary Information

Water

Toilets

Handwashing With Soap

Operations And Maintenance

Behavior Change And  
Capacity Building

Upload Images

Final Submission

Change Password

Notifications

Logout

U-DISE : 36090501701

School Name : MPUPS YASWANTHAPUR

Final Submission Date : 12/08/2016

Successfully submitted. Thank you for participating in the Survey. Scores will be displayed after 1st week of August 2016.



# SCHOOL SUBMISSIONS THROUGH MOBILE APP

- The users downloaded the mobile app Swachh Vidyalaya Puraskar from play store



Final Score : 68%



Primary Information



Water  
27.27%



Toilet  
82.14%



Handwashing With  
Soap  
55%



Operations And  
Maintenance  
100%



Behavior Change And

School Name : Test  
U-DISE : 28112303201

What is the source of drinking water in the school

--Select--

What is the quantity of water available in the school for drinking

--Select--

How is drinking water stored in the school

--Select--

Is the quality of drinking water tested

--Select--

What is the source of water for use in toilets

--Select--

What is the source of water for hand-washing after using toilets

--Select--

What is the source of water for hand washing before Mid-Day Meal (MDM) / lunch by students and cooks

--Select--

UPLOAD PICTURES

Front view of the school and premises



Upload

Back

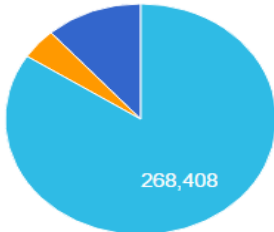
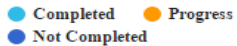
# STATUS

- Received overwhelming response from government schools all over India
- Out of **10,97,856** government schools all over India, **3,18,825** schools were registered and **2,68,403** schools have completed the survey

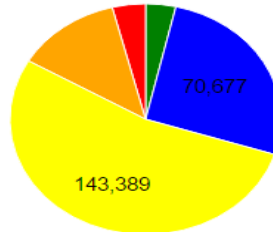
## School Registrations and Submissions Dashboard



Survey Status

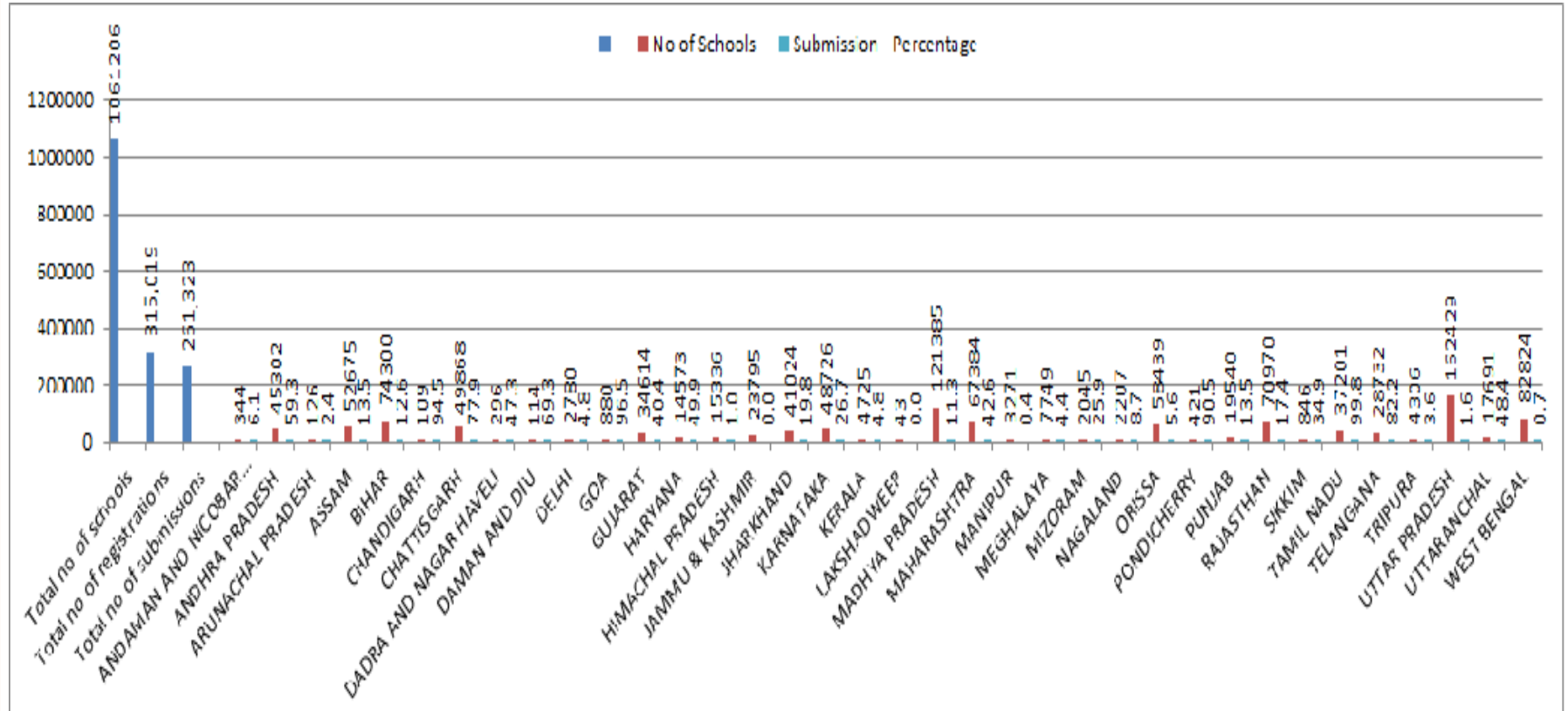


School Rating



# STATE WISE SUBMISSIONS

Highest number of submissions are from Tamil Nadu, Chhattisgarh, and Telangana



Number of submissions (in %) State wise

# DISTRICT LEVEL EVALUATION

## CATEGORY OF AWARDS

### RURAL

- **6 schools** (3 elementary + 3 secondary) having the highest overall score with rating **not below YELLOW** were selected for the District level Award (**Total 6**) (Note: If the number of GREENs are more than then District officers can choose not to evaluate BLUEs and YELLOWs)
- In addition, **6 schools**( 3 elementary + 3 secondary) having the highest score in each of the 5 sub categories with **GREEN rating** were selected for sub-category-wise awards at the district level(**Total 30**)

### URBAN

- **2 schools** (1 elementary +1 secondary)having the highest overall score with rating **not below YELLOW** were selected for the District level Award (**Total 2**) (Note: If the number of GREENs are more then District officers can choose not to evaluate BLUEs and YELLOWs)
- In addition, **2 schools**(1 elementary + 1 secondary) having the highest score in each of the 5 sub categories with **GREEN rating** were be selected will be selected for sub-category award at the district level (Total 10).

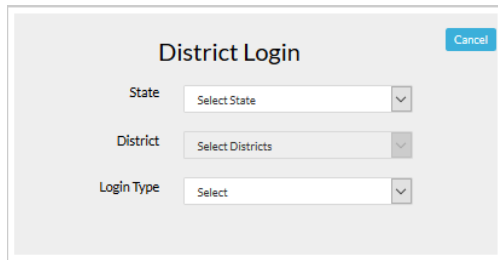


# DISTRICT LEVEL EVALUATION

## Instructions for District Officers – Registering a field evaluator

Click on the following URL for Login page

<http://216.151.168.101/login.aspx> and click on the District login to view the window



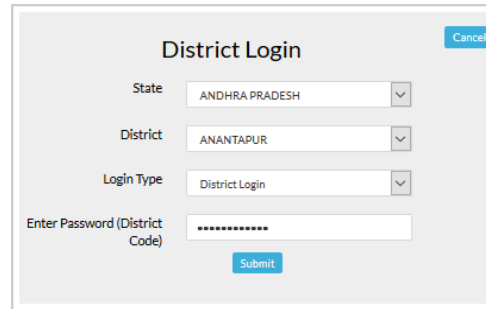
District Login

State: Select State

District: Select Districts

Login Type: Select

Cancel



District Login

State: ANDHRA PRADESH

District: ANANTAPUR

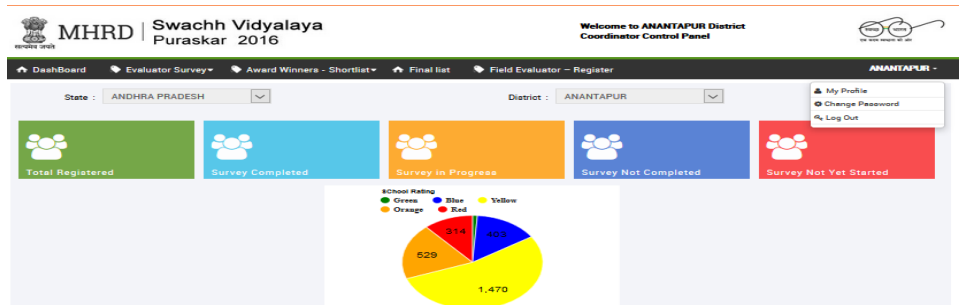
Login Type: District Login

Enter Password (District Code): .....

Submit

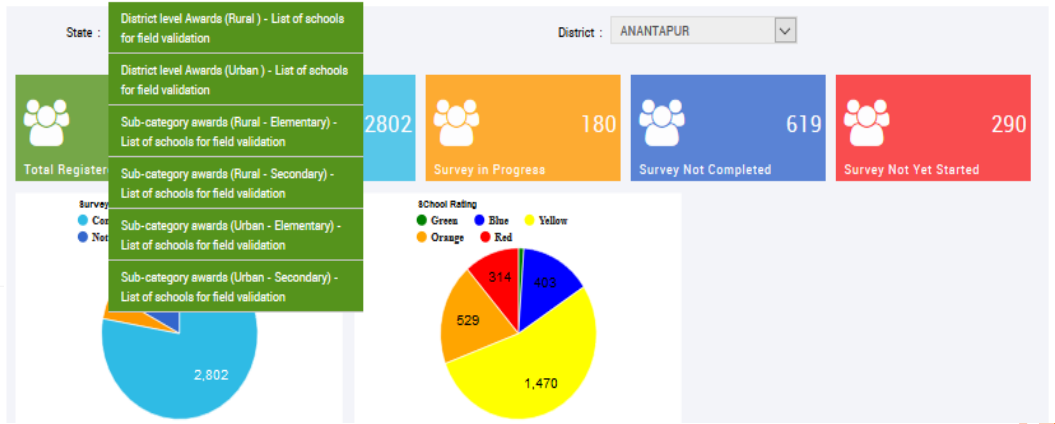
Cancel

The District would login selecting the respective State and District and login type as **District Login**. The district code is used as password can change after logging in.





School Registration Count							Final Submission Count										
S.no	StateName	DistrictName	Today	Week	Month	Total	S.no	StateName	DistrictName	Today	Week	Month	Total				
1	TELANGANA	WARANGAL	0	0	358	984	2156	3140	1	TELANGANA	WARANGAL	0	0	835	949	2106	3055
Total			0	0	358	984	2156	3140	Total			0	0	835	949	2106	3055

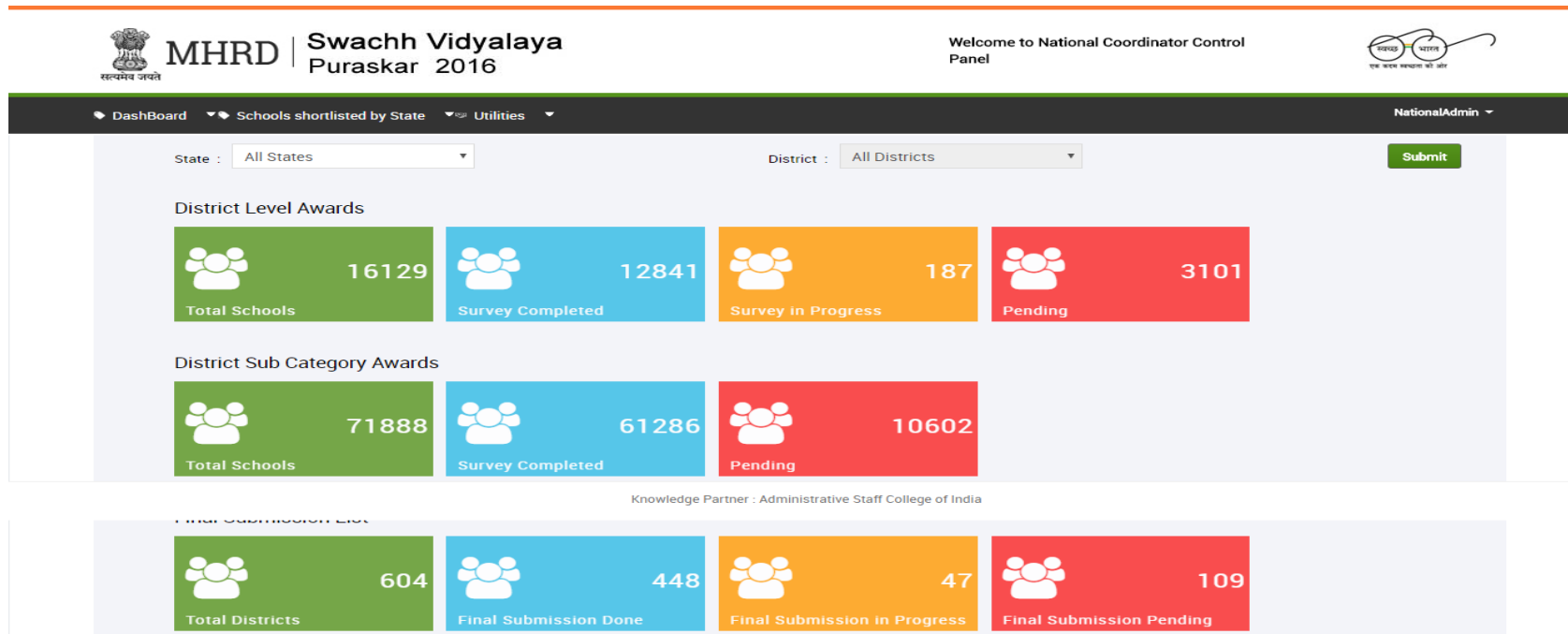


1. District Login shows the dashboard - Status of the school survey
2. List of Eligible schools can be viewed in Evaluator Survey Tab - category and sub category wise



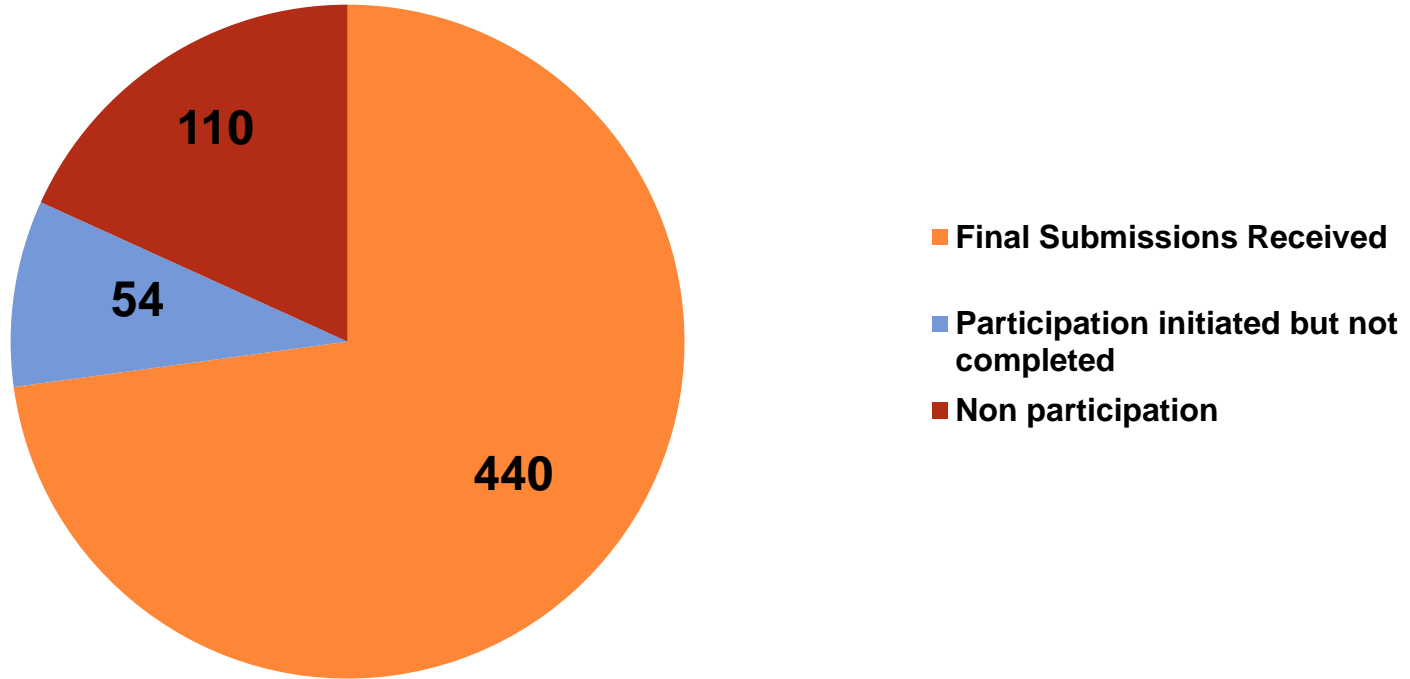
# STATUS – DISTRICT WISE EVALUATION

## DISTRICT LEVEL DASHBOARD



# STATUS – DISTRICT WISE EVALUATION

Total No. of Districts - 640



# ANALYTICS – DISTRICT WISE EVALUATION

## Top Performing Districts - Overall

State	District
Tamil Nadu	Tiruvannamalai
Pondicherry	Mahe
Tamil Nadu	Kanniyakumari
Gujarat	Botad
Tamil Nadu	The Nilgiris
Pondicherry	Pondicherry
Tamil Nadu	Krishanagiri
Tamil Nadu	Chennai
Gujarat	Porbandar
Tamil Nadu	Cuddalore

## Districts – Good Participation

State	District
Tamil Nadu	Chennai
Tamil Nadu	Namakkal
Tamil Nadu	Thiruvarur
Tamil Nadu	Salem
Pondicherry	Yanam
Tamil Nadu	Dharmapuri
Tamil Nadu	Madurai
Tamil Nadu	Dindigul
Tamil Nadu	Tiruvannamalai
Tamil Nadu	Sivaganga
Tamil Nadu	Pudukkottai
Tamil Nadu	Tiruchirappalli
Tamil Nadu	Perambalur
Tamil Nadu	Theni

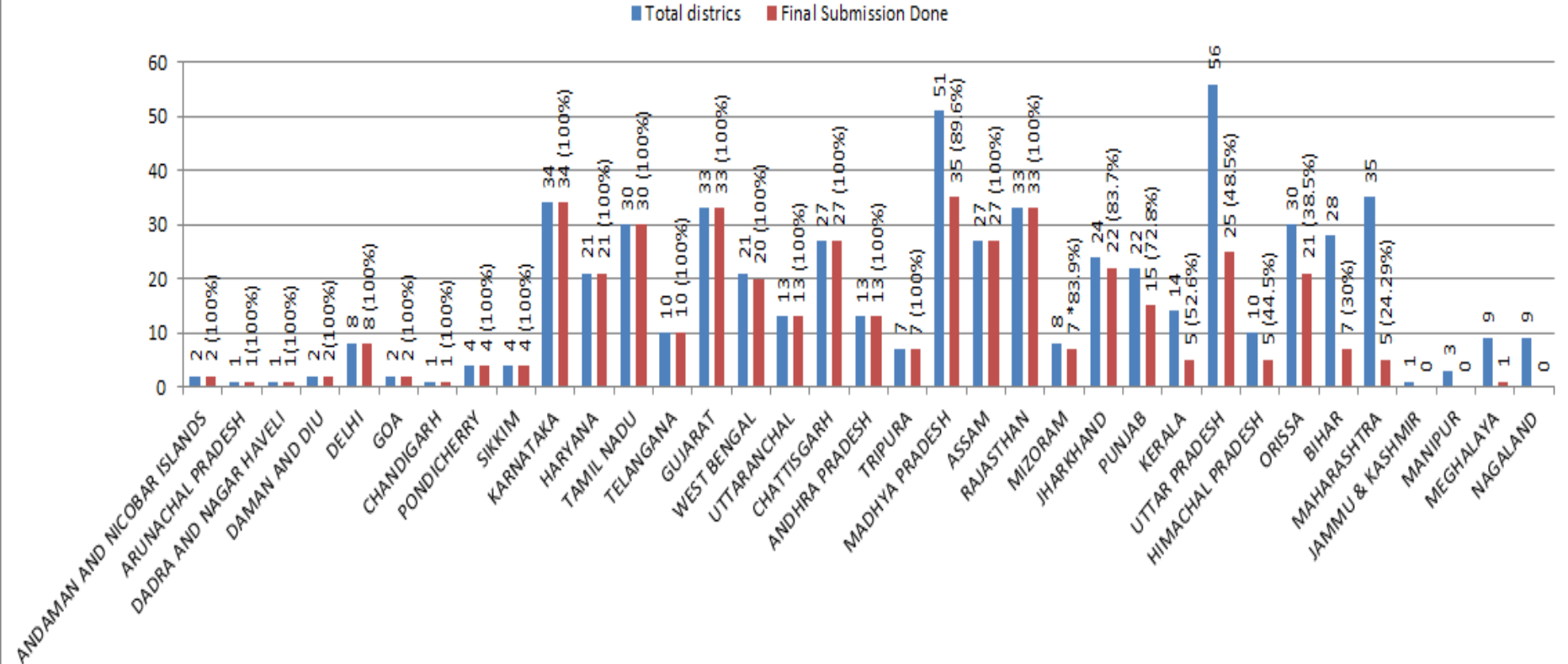


TOP PERFORMING DISTRICTS – SUB CATEGORY									
Water		Toilet		Hand Washing		O & M		Behavioural Change And Capacity	
State	District	State	District	State	District	State	District	State	District
Himachal Pradesh	Hamirpur (H.P.)	Kerala	Wayanad	West Bengal	Siliguri	Orissa	Nayagarh	Uttar Pradesh	Sitapur
Himachal Pradesh	Sirmaur	Himachal Pradesh	Una	West Bengal	Jalpaiguri	Himachal Pradesh	Sirmaur	Uttar Pradesh	Shrawasti
Tamil Nadu	Kanniyakumari	Himachal Pradesh	Hamirpur (H.P.)	West Bengal	Puruliya	West Bengal	Siliguri	Uttar Pradesh	Bulandshahr
Himachal Pradesh	Mandi	Uttar Pradesh	Sitapur	Himachal Pradesh	Sirmaur	Kerala	Thrissur	West Bengal	Siliguri
Tamil Nadu	Chennai	Uttar Pradesh	Kannauj	Himachal Pradesh	Hamirpur (H.P.)	Himachal Pradesh	Una	Himachal Pradesh	Hamirpur (H.P.)
Tamil Nadu	Karur	Tamil Nadu	Ramanathapuram	Himachal Pradesh	Kinnaur	Tamil Nadu	Ramanathapuram	Orissa	Nayagarh
Delhi	South West Delhi	Pondicherry	Mahe	Himachal Pradesh	Mandi	Himachal Pradesh	Hamirpur (H.P.)	West Bengal	Puruliya
Tamil Nadu	Tiruvannamalai	Kerala	Kannur	Delhi	North Delhi	West Bengal	Darjiling	West Bengal	Jalpaiguri
Tamil Nadu	Erode	Himachal Pradesh	Bilaspur (H.P.)	Delhi	South West Delhi	Kerala	Kannur	Tamil Nadu	Ramanathapuram
Tamil Nadu	Ramanathapuram	Uttar Pradesh	Bulandshahr	Uttar Pradesh	Etah	Delhi	North Delhi	Gujarat	Gandhinagar


# STATUS – STATE WISE DISTRICT EVALUATION

Total number of districts: 604

Final Submissions received- 440



# STATUS – STATE WISE EVALUATION

- **Total No. of States - 36**
  - **No of States participated - 33**
  - **3 states (Nagaland, Manipur and Lakshadweep) did not participate**
  - **Total schools eligible for awards at State level: 2484**
  - **Total Green Category Schools : 964**
  - **Total Blue Category Schools : 1520**
  - **Rural Elementary Green Category Schools: 532**
  - **Rural Secondary Green Category Schools: 247**
  - **Urban Elementary Green Category Schools: 105**
  - **Urban Secondary Green Category Schools: 80**
  - **Rural Elementary Blue Category Schools: 577**
  - **Rural Secondary Blue Category Schools: 594**
  - **Urban Elementary Blue Category Schools: 190**
  - **Urban Secondary Blue Category Schools: 159**
  - **Best Performing States (Highest number of green category schools): Tamilnadu, Gujarat, Chhattisgarh, Karnataka, Andhra Pradesh**
- 



# STATUS - NATIONAL LEVEL EVALUATION



MHRD | Swachh Vidyalaya Puraskar 2016

Welcome to National Coordinator Control Panel



Dashboard Schools shortlisted by State Utilities

NationalAdmin

## State Level DashBoard



- My Profile
- Change Password
- Log Out

## Final Submission State Rank Summary

S.no	State ID	State Name	Green-RE	Green-RS	Green-UE	Green-US	Total Green	Blue-RE	Blue-RS	Blue-UE	Blue-US	Total Blue	Total-RE	Total-RS	Total-UE	Total-US	Total Schools
1	28	ANDHRA PRADESH	15	15	4	5	39	0	0	0	0	0	15	15	4	5	39
2	18	ASSAM	15	5	5	1	26	0	0	0	0	0	15	5	5	1	26
3	04	CHANDIGARH	0	1	0	2	3	0	0	0	0	0	0	1	0	2	3

Knowledge Partner : Administrative Staff College of India

6	25	HAVLLI	1	0	0	0	1	0	0	0	0	0	1	0	0	0	1
7	07	DAMAN AND DIU	0	4	0	0	5	9	0	0	0	0	0	4	0	5	9
8	30	DELHI	4	3	2	0	9	0	0	0	0	0	4	3	2	0	9
9	24	GOA	15	13	5	2	35	0	0	0	0	0	15	13	5	2	35
10	06	GUJARAT	6	13	1	5	25	0	0	0	0	0	6	13	1	5	25
11	02	HARYANA	15	10	0	2	27	0	5	0	2	7	15	15	0	4	34
12	20	HIMACHAL PRADESH	12	13	2	0	27	0	0	0	0	0	12	13	2	0	27
13	29	JHARKHAND	15	15	5	4	39	0	0	0	1	1	15	15	5	5	40
14	32	KARNATAKA	3	3	0	2	8	0	0	0	0	0	3	3	0	2	8
15	23	KERALA	12	5	1	3	21	0	0	0	0	0	12	5	1	3	21
16	27	MADHYA PRADESH	15	10	5	5	35	0	0	0	0	0	15	10	5	5	35
16	27	MAHARASHTRA	15	10	5	5	35	0	0	0	0	0	15	10	5	5	35

Knowledge Partner : Administrative Staff College of India

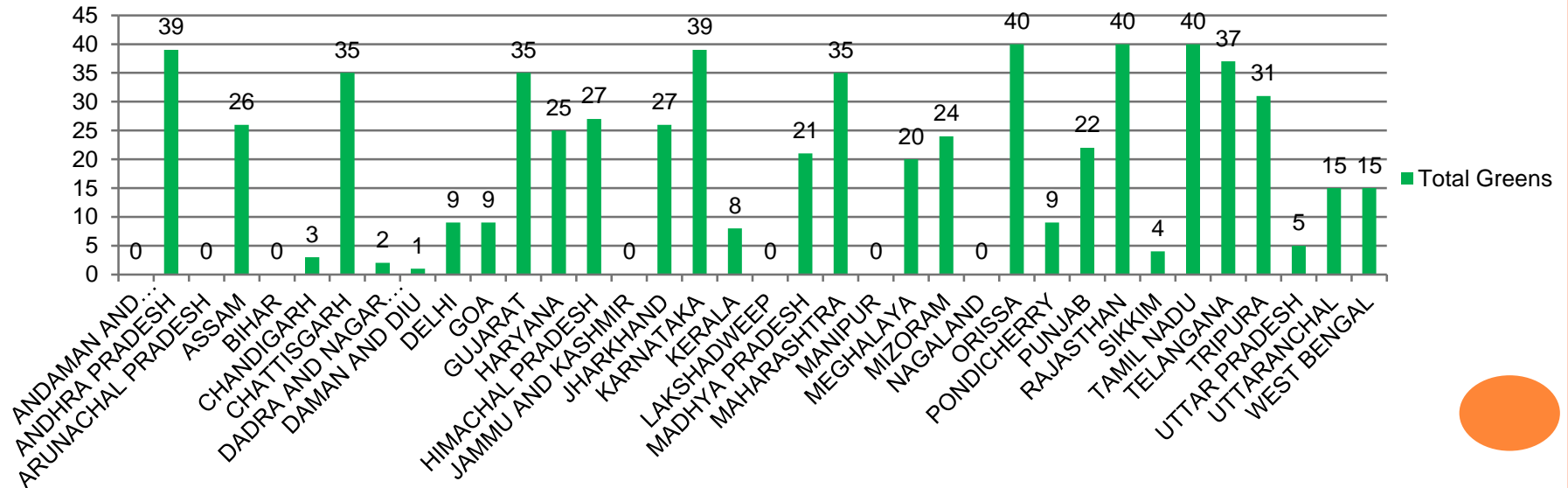
18	10	MIZORAM	1	1	0	1	2	0	0	0	0	0	1	1	0	1	2
19	21	ORISSA	15	15	5	5	40	0	0	0	0	0	15	15	5	5	40
20	34	PONDICHERY	4	1	3	1	9	0	0	0	0	0	4	1	3	1	9
21	03	RAJASTHAN	12	7	2	1	22	0	0	0	0	0	12	7	2	1	22
22	08	SIKKIM	15	15	5	5	40	0	0	0	0	0	15	15	5	5	40
23	11	TAMIL NADU	1	3	0	0	4	9	9	0	0	18	10	12	0	0	22
24	33	TELANGANA	15	15	5	5	40	0	0	0	0	0	15	15	5	5	40
25	36	TRIPURA	15	15	4	3	37	0	0	0	0	0	15	15	4	3	37
26	16	UTTAR PRADESH	8	15	4	4	31	7	0	0	1	8	15	15	4	5	39
27	09	UTTARANCHAL	5	0	0	0	5	0	0	0	0	0	5	0	0	0	5
28	05	WEST BENGAL	10	3	1	1	15	0	0	4	0	4	10	3	5	1	19
29	19	WEST BENGAL	9	2	1	3	15	0	0	0	0	0	9	2	1	3	15

Log Out



- 1) States participated : 33
- 2) States that submitted green category schools: 29
- 3) States that don't have green category schools to submit: 4 (**Andaman and Nicobar Islands, Arunachal Pradesh, Bihar & Jammu & Kashmir**)
- 4) States that have not participated: 3 (Manipur, Nagaland and Lakshadweep)

## Total Greens - 643



# STATE WISE BREAK UP – GREEN CATEGORY SCHOOLS

S. No	State	Rural Elementary	Rural Secondary	Urban Elementary	Urban Secondary	Total
1	ANDAMAN AND NICOBAR ISLANDS	0	0	0	0	0
2	ANDHRA PRADESH	15	15	4	5	39
3	ARUNACHAL PRADESH	0	0	0	0	0
4	ASSAM	15	5	5	1	26
5	BIHAR	0	0	0	0	0
6	CHANDIGARH	0	1	0	2	3
7	CHATTISGARH	15	12	5	3	35
8	DADRA AND NAGAR HAVELI	1	0	1	0	2
9	DAMAN AND DIU	1	0	0	0	1
10	DELHI	0	4	0	5	9
11	GOA	4	3	2	0	9
12	GUJARAT	15	13	5	2	35
13	HARYANA	6	13	1	5	25
14	HIMACHAL PRADESH	15	10	0	2	27
15	JAMMU AND KASHMIR	0	0	0	0	0
16	JHARKHAND	12	13	2	0	27
17	KARNATAKA	15	15	5	4	39
18	KERALA	3	3	0	2	8
19	LAKSHADWEEP	0	0	0	0	0
20	MADHYA PRADESH	12	5	1	3	21
21	MAHARASHTRA	15	10	5	5	35
22	MANIPUR	0	0	0	0	0
23	MEGHALAYA	15	0	5	0	20
24	MIZORAM	7	11	5	1	24
25	NAGALAND	0	0	0	0	0
26	ORISSA	15	15	5	5	40
27	PONDICHERY	4	1	3	1	9
28	PUNJAB	12	7	2	1	22
29	RAJASTHAN	15	15	5	5	40
30	SIKKIM	1	3	0	0	4
31	TAMIL NADU	15	15	5	5	40
32	TELANGANA	15	15	4	3	37
33	TRIPURA	8	15	4	4	31
34	UTTAR PRADESH	5	0	0	0	5
35	UTTARANCHAL	10	3	1	1	15
36	WEST BENGAL	9	2	1	3	15
	<b>Total</b>	<b>275</b>	<b>224</b>	<b>76</b>	<b>68</b>	<b>643</b>

# DISTRICT WISE BREAK UP – NATIONAL LEVEL

Districts	Total Greens
<b>ANDHRA PRADESH</b>	<b>39</b>
ANANTAPUR	3
CHITTOOR	5
GUNTUR	3
KADAPA	5
KRISHNA	1
KURNOOL	3
NELLORE	3
SRIKAKULAM	2
VISAKHAPATNAM	4
VIZIANAGARAM	2
WEST GODAVARI	8
<b>ASSAM</b>	<b>26</b>
BAKSA	3
BONGAIGAON	1
DARRANG	1
DHEMAJI	1
DHUBRI	1
DIBRUGARH	3
GOLAGHAT	3
JORHAT	1
KAMRUP-RURAL	3
LAKHIMPUR	2
MORIGAON	1
NAGAON	1
SIBSAGAR	4
SONITPUR	1
<b>CHANDIGARH</b>	<b>3</b>
CHANDIGARH	3

<b>CHATTISGARH</b>	<b>35</b>
BALOD	1
BASTER	1
BEMETARA	2
BIJAPUR	1
DANTEWADA	2
DHAMTARI	1
DURG	3
GARIABAND	1
JANJGIR - CHAMPA	1
JASHPUR	1
KANKER	2
KAWARDHA	1
KORBA	4
MUNGELI	1
RAIGARH (CHHATTISGARH)	3
RAIPUR	4
RAJNANDGAON	5
SURGUJA	1
<b>DADRA AND NAGAR HAVELI</b>	<b>2</b>
DADRA AND NAGAR HAVELI(UT)	2
<b>DAMAN AND DIU</b>	<b>1</b>
DIU	1
<b>DELHI</b>	<b>9</b>
CENTRAL DELHI	1
EAST DELHI	1
NORTH DELHI	1
NORTH EAST DELHI	1
NORTH WEST DELHI	1
SOUTH WEST DELHI	3
WEST DELHI	1

<b>GOA</b>	<b>9</b>
NORTH GOA	5
SOUTH GOA	4
<b>GUJARAT</b>	<b>35</b>
AHMEDABAD	1
ANAND	1
BANAS KANTHA	4
BHAVNAGAR	2
CHHOTAUDEPUR	1
DOHAD	1
MAHESANA	1
MAHISAGAR	2
MORBI	1
NARMADA	1
NAVSARI	2
PANCH MAHALS	3
PATAN	2
RAJKOT	2
SABAR KANTHA	2
SURENDRANAGAR	1
TAPI	3
THE DANGS	1
VADODARA	2
VALSAD	2

<b>HARYANA</b>	<b>25</b>
BHIWANI	2
GURGAON	1
HISAR	5
JHAJJAR	1
KAITHAL	1
KARNAL	1
MAHENDRAGARH	4
PANCHKULA	2
PANIPAT	4
ROHTAK	1
SONIPAT	2
YAMUNANAGAR	1
<b>HIMACHAL PRADESH</b>	<b>27</b>
BILASPUR (H.P.)	3
HAMIRPUR (H.P.)	3
MANDI	3
SIRMAUR	5
SOLAN	9
UNA	4
<b>JHARKHAND</b>	<b>27</b>
BOKARO	1
CHATRA	1
DHANBAD	5
DUMKA	2
GIRIDIH	1
GODDA	1
GUMLA	2
KODARMA	1
LATEHAR	1
PASHCHIMI SINGHBHUM	1

PURBI SINGHBHUM	2
RAMGARH	4
RANCHI	2
SAHIBGANJ	1
SIMDEGA	1
<b>KARNATAKA</b>	<b>39</b>
BANGALORE RURAL	2
BANGALORE U NORTH	1
BANGALORE U SOUTH	1
BELLARY	2
CHAMARAJANAGARA	1
CHIKKABALLAPURA	3
CHIKKAMANGALORE	2
DAKSHINA KANNADA	4
DHARWAD	2
HASSAN	3
HAVERI	1
KODAGU	2
MYSORE	3
RAMANAGARA	4
SHIMOGA	3
TUMKUR	1
UDUPI	2
UTTARA KANNADA	1
UTTARA KANNADA SIRSI	1
<b>KERALA</b>	<b>8</b>
ALAPPUZHA	2
KOZHIKODE	5
WAYANAD	1

<b>MADHYA PRADESH</b>	<b>21</b>
BETUL	2
BHOPAL	1
CHHINDWARA	2
INDORE	1
KHARGONE	1
MANDSAUR	1
RAISEN	2
RAJGARH	1
RATLAM	1
SEHORE	2
SHAHDOL	1
SHAJAPUR	1
SHIVPURI	2
SIDHI	1
UJJAIN	1
VIDISHA	1
<b>MAHARASHTRA</b>	<b>35</b>
AHMADNAGAR	4
AURANGABAD (MAHARASHTRA)	1
BID	1
BULDANA	1
CHANDRAPUR	1
GADCHIROLI	1
JALGAON	2
NANDED	2
NANDURBAR	1
NASHIK	3
OSMANABAD	1

PALGHAR	1
PARBHANI	1
PUNE	6
RATNAGIRI	3
SATARA	3
SOLAPUR	1
THANE	2
<b>MEGHALAYA</b>	<b>20</b>
EAST GARO HILLS	1
EAST KHASI HILLS	6
JAINTIA HILLS	2
RI BHOI	4
SOUTH WEST KHASI HILLS	1
WEST GARO HILLS	2
WEST KHASI HILLS	4
<b>MIZORAM</b>	<b>24</b>
AIZAWL	4
CHAMPHAI	9
KOLASIB	1
LAWNGTLAI	4
LUNGLEI	2
MAMIT	2
SERCHHIP	2
<b>ORISSA</b>	<b>40</b>
BARGARH	1
BOLANGIR	1
BOUDH	2

DEOGARH	5
DHENKANAL	1
GANJAM	4
JAJPUR	2
JHARSUGUDA	2
NAYAGARH	3
RAYAGADA	5
SUNDERGARH	2
<b>PONDICHERRY</b>	<b>9</b>
KARAİKAL	2
MAHE	1
PONDICHERRY	6
<b>PUNJAB</b>	<b>22</b>
FARIDKOT	1
FATEHGARH SAHIB	1
Fazilka	5
FIROZPUR	3
HOSHIARPUR	2
KAPURTHALA	2
LUDHIANA	2
MOHALI	1
NAWANSHAHR	1
PATIALA	1
SANGRUR	1
TARAN TARAN	2

<b>RAJASTHAN</b>	<b>40</b>
AJMER	1
ALWAR	1
BANSWARA	1
BARMER	2
BHILWARA	3
BIKANER	2
BUNDI	3
CHITTAURGARH	2
CHURU	3
DHAULPUR	1
DUNGARPUR	1
GANGANAGAR	2
HANUMANGARH	1
JAIPUR	1
JAISALMER	1
JALOR	1
JHALAWAR	2
JODHPUR	1
KARALI	1
PALI	1
PRATAPGARH (RAJ.)	2
RAJSAMAND	2
SAWAI MADHOPUR	1
SIKAR	1
TONK	1
UDAIPUR	2
<b>SIKKIM</b>	<b>4</b>
NORTH SIKKIM	1
WEST SIKKIM	3

<b>TAMIL NADU</b>	<b>40</b>
CHENNAI	1
COIMBATORE	2
CUDDALORE	2
DHARMAPURI	3
DINDIGUL	2
ERODE	2
KANCHEEPURAM	2
KANNIYAKUMARI	3
KRISHANAGIRI	1
MADURAI	1
NAGAPATTINAM	2
PERAMBALUR	1
RAMANATHAPURAM	1
SALEM	2
SIVAGANGA	1
THANJAVUR	3
THE NILGIRIS	1
THENI	1
THIRUVARUR	1
THOOTHUKKUDI	1
TIRUCHIRAPPALLI	1
TIRUNELVELI	1
TIRUVANNAMALAI	1
VELLORE	2
VILUPPURAM	1
VIRUDHUNAGAR	1

<b>TELANGANA</b>	<b>37</b>
ADILABAD	5
HYDERABAD	1
KARIMNAGAR	4
KHAMMAM	6
MAHBUBNAGAR	3
MEDAK	4
NALGONDA	7
NIZAMABAD	2
RANGA REDDY	3
WARANGAL	2
<b>TRIPURA</b>	<b>31</b>
GOMATI	3
NORTH TRIPURA	15
SEPAHIJALA	5
SOUTH TRIPURA	7
WEST TRIPURA	1
<b>UTTAR PRADESH</b>	<b>5</b>
ALLAHABAD	1
BARABANKI	3
CHITRAKOOT	1
<b>UTTARANCHAL</b>	<b>15</b>
ALMORA	1
BAGESHWAR	5
CHAMOLI	1
CHAMPAWAT	1
DEHRADUN	1
GARHWAL	1
HARDWAR	1
NAINITAL	4

<b>WEST BENGAL</b>	<b>15</b>
BARDDHAMAN	3
BIRBHUM	1
DAKSHIN DINAJPUR	1
HAORA	1
HUGLI	1
KOLKATA	2
MURSHIDABAD	1
PASCHIM MEDINIPUR	2
PURBA MEDINIPUR	1
PURULIYA	1
SOUTH TWENTY FOUR PARGAN	1

# RESULTS - SVP 2016

## Swachh Vidyalaya Puraskar: 2016-17 - National Award Winners (172 schools)

S.No	State	Number of schools
1	Tamilnadu	25
2	Andhra Pradesh	21
3	Rajasthan	15
4	Maharashtra	15
5	Telangana	14
6	West Bengal	10
7	Himachal Pradesh	8
8	Karnataka	8
9	Assam	6
10	Orissa	7
11	Gujarat	6
12	Pondicherry	7

13	Chhattisgarh	4
14	Punjab	3
15	Madhya Pradesh	4
16	Haryana	4
17	Delhi	5
18	Goa	2
19	Sikkim	2
20	Kerala	2
21	Uttaranchal	1
22	Tripura	1
23	Jharkhand	1
24	Dadra and Nagar Haveli	1

Area	Blue/4 star Rating schools recommended for the award		Green/5 star Rating schools recommended for the award		TOTAL
	Elementary	Secondary	Elementary	Secondary	
Rural	64	51	6	5	126
Urban	22	21	1	2	46
<b>Total</b>	<b>86</b>	<b>72</b>	<b>7</b>	<b>7</b>	<b>172</b>





# SVP 2016 – CERTIFICATES FOR DISTRICT AND STATE LEVEL AWARDS



The National award ceremony was held at Dr S. Radhakrishnan Auditorium, Delhi Cantt on September 1<sup>st</sup> 2017. HRD Minister, Shri Prakash Javadekar gave away the prizes to the national awardees. Shri Upendra Kushwaha, Minister of State (HRD) also graced and addressed the occasion. In his speech, he stressed to take 'Sankalp se Siddhi' pledge to make our country clean and beautiful. He added that these awards given by the ministry are in line with Prime Minister's Swachh Bharat Mission



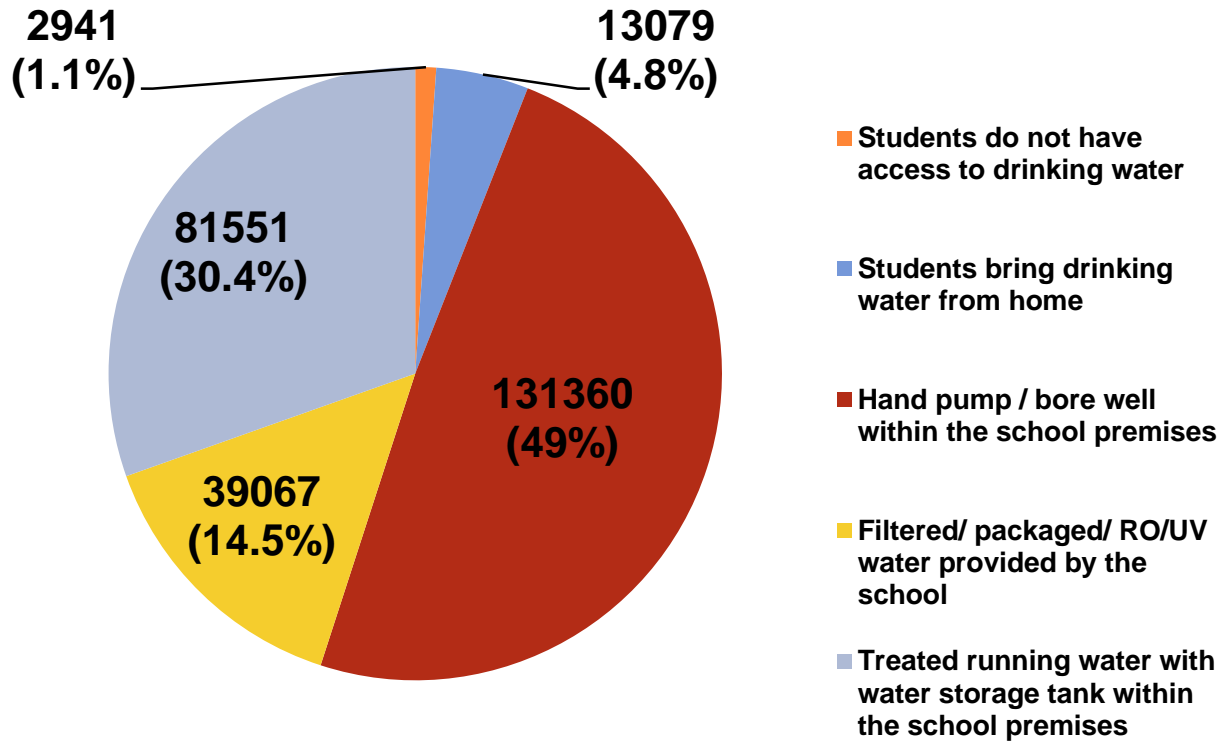
ANIL SWARUP



# SURVEY FINDINGS – NATIONAL LEVEL

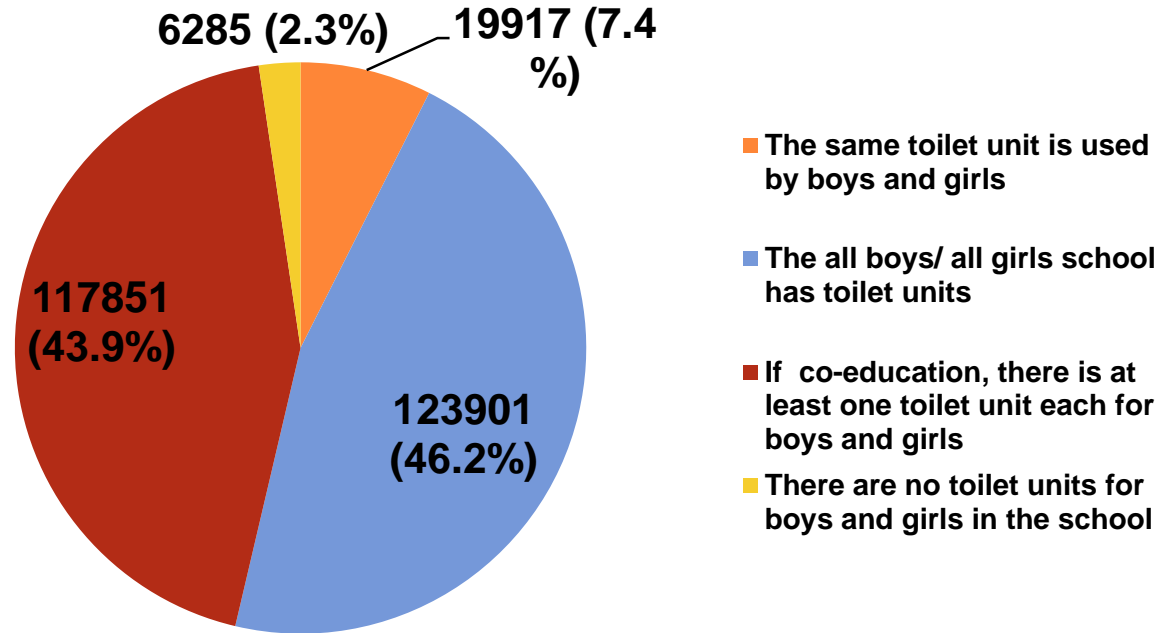
## WATER

Q) What is the source of drinking water in the school?



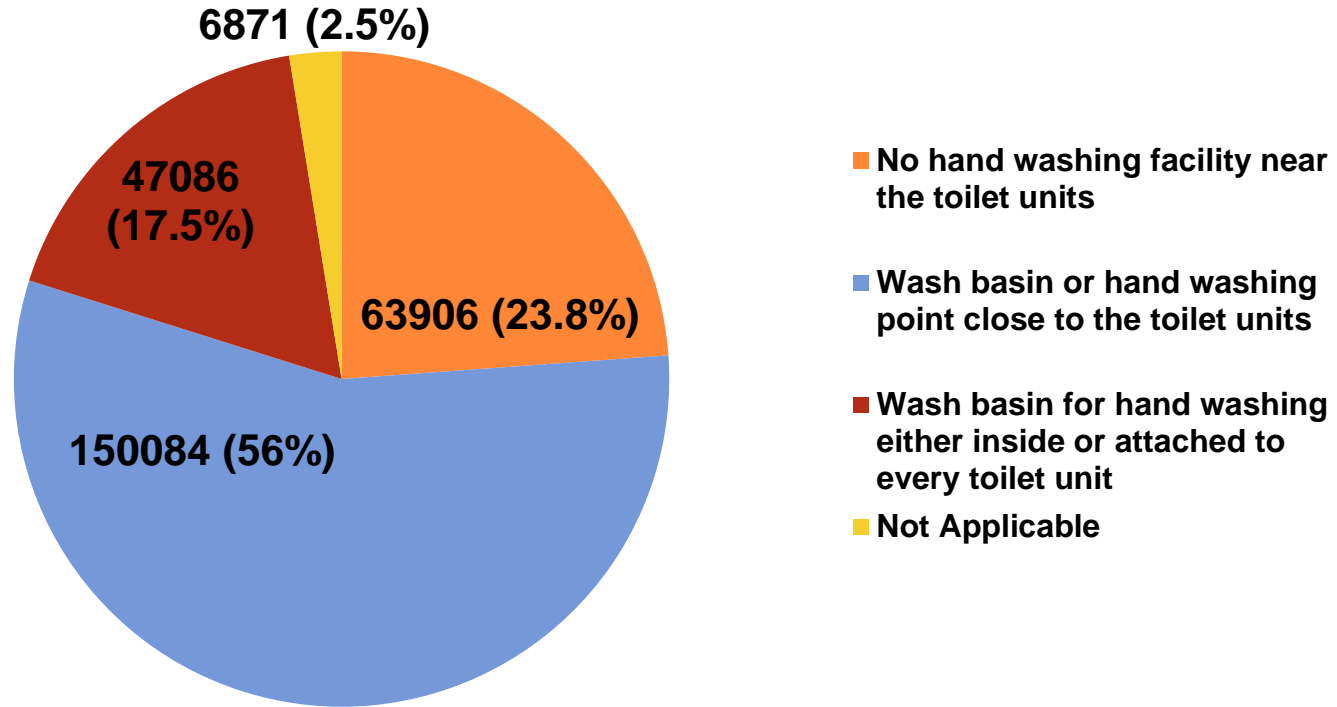
# Toilets

Q) Does the school have separate toilet units (1 toilet seat and 3 urinals) in working condition for boys and girls ?



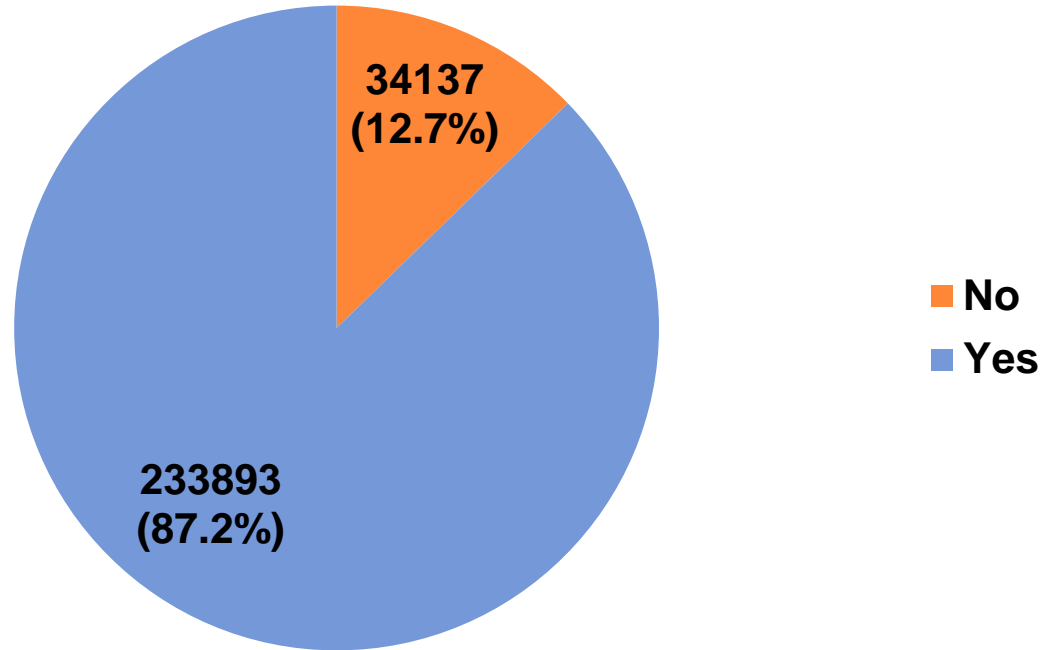
# Hand washing With Soap

Q) Does the school have facility for hand washing after use of toilet?



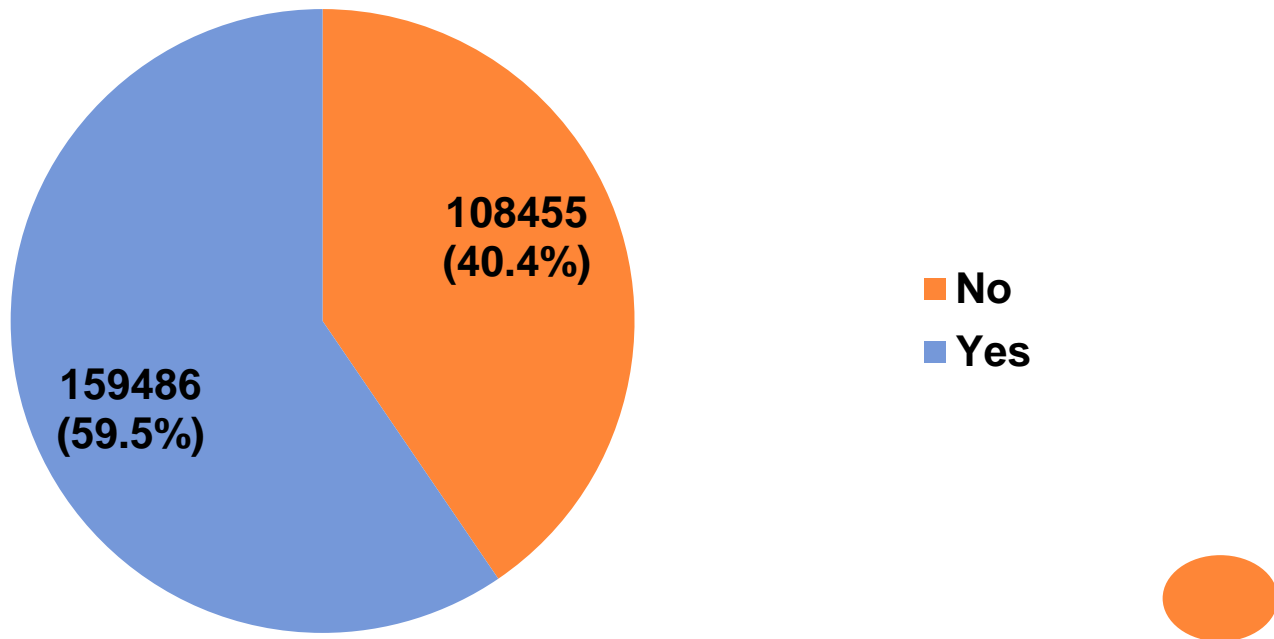
# Operations and Maintenance

Q) Does the school provide dustbins in each class room, kitchen area, toilets and at other appropriate locations for collection of waste ?



# Behavior Change and Capacity Building

Q) Does the school have at least 2 teachers trained in sanitation and hygiene education ?



# STATE WISE - SURVEY FINDINGS

## TYPE OF SCHOOLS WHICH APPLIED FOR SELF CERTIFICATION

### □ ALL INDIA LEVEL SCENARIO

TOTAL NO OF SCHOOLS WHICH APPLIED	ALL BOYS SCHOOL WHICH APPLIED	ALL GIRLS SCHOOL WHICH APPLIED	CO-Eds WHICH APPLIED
268042	3727	6614	257701
100 %	1.4%	2.4%	96.14%

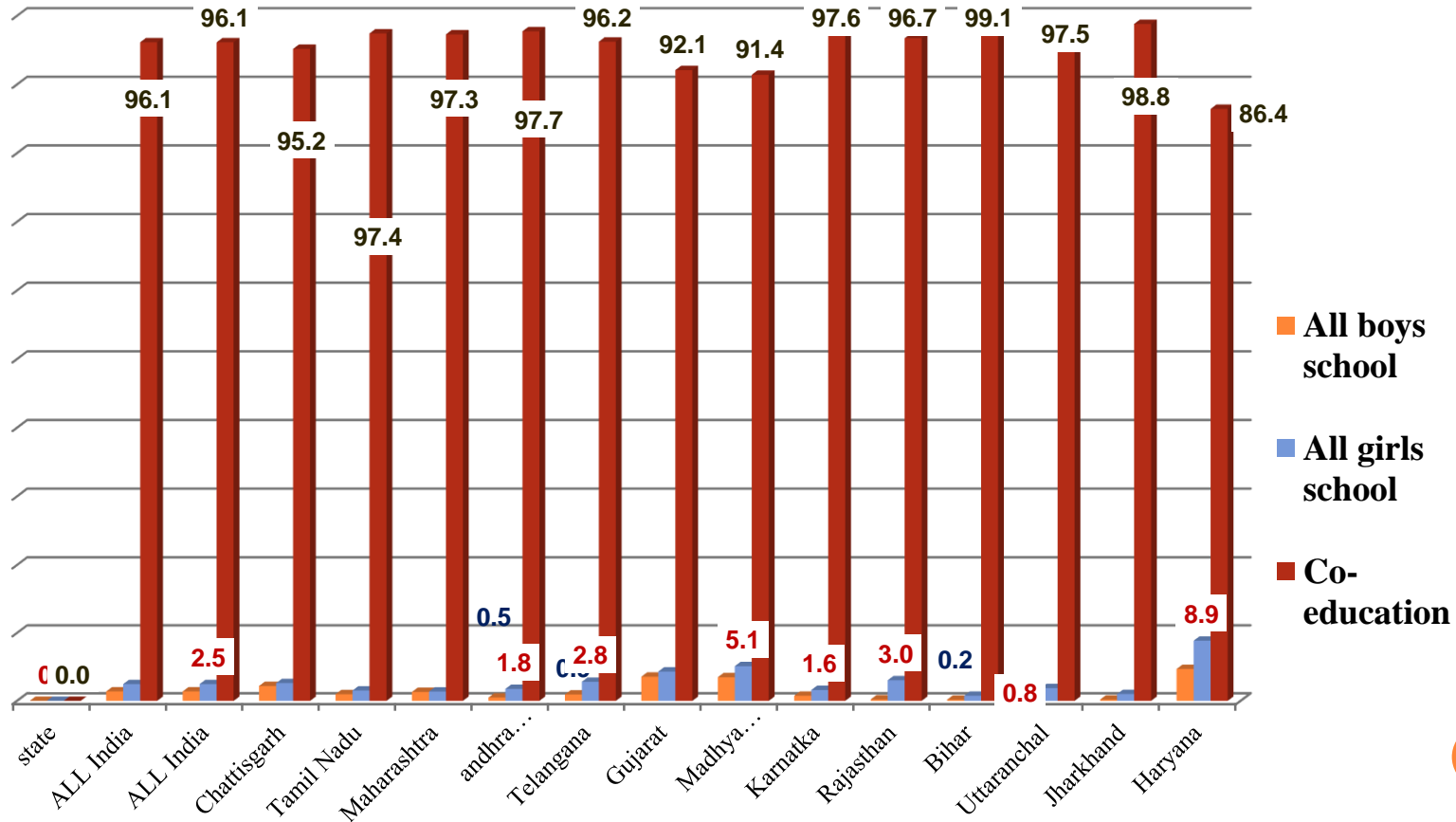
### □ STATE WISE BREAKUP

- Out of all the schools which have applied for this process of self survey, maximum applications have come from Chhattisgarh (268042 schools) and Tamil Nadu (37141 schools).
- Lowest application has been received from Arunachal Pradesh (3 schools) and Jammu and Kashmir(6 schools).

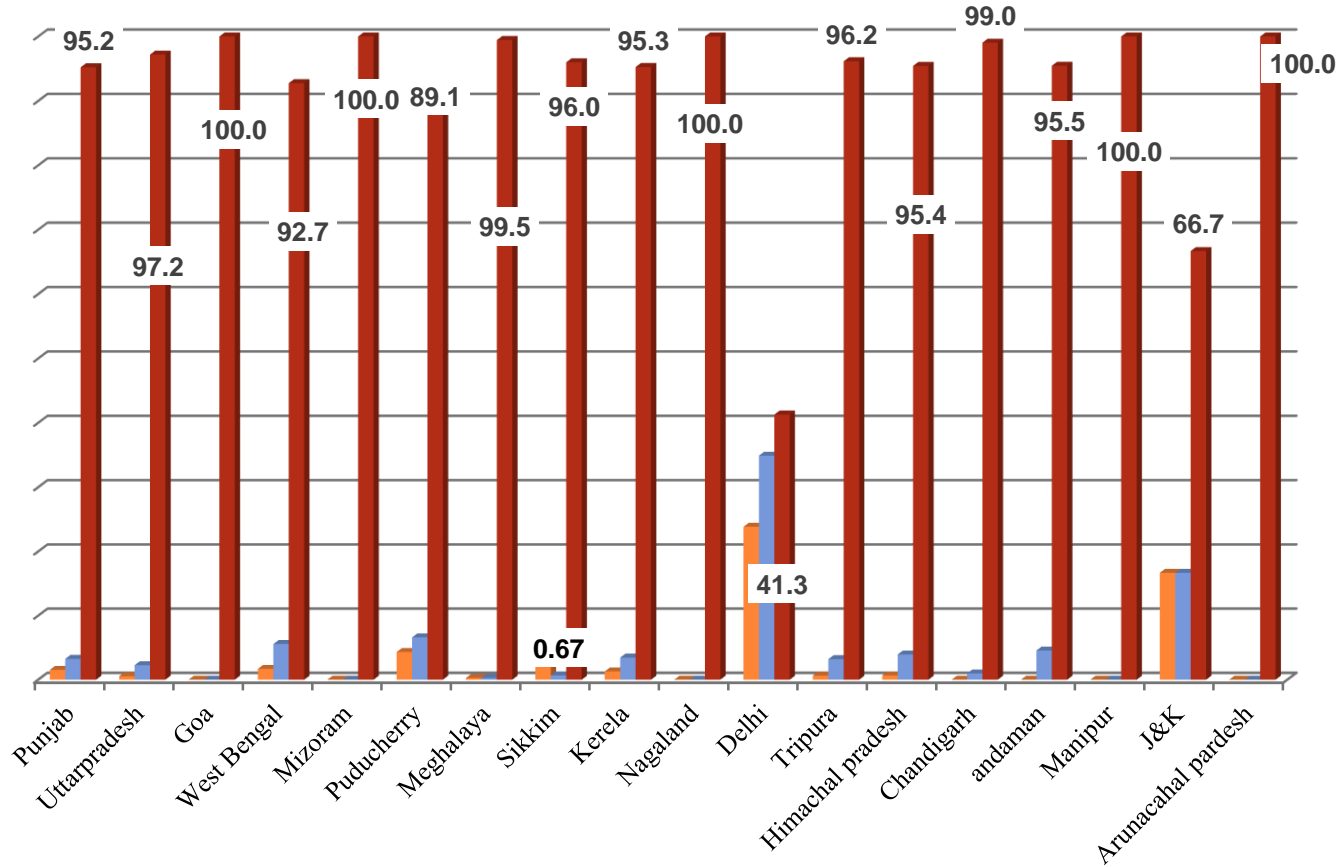




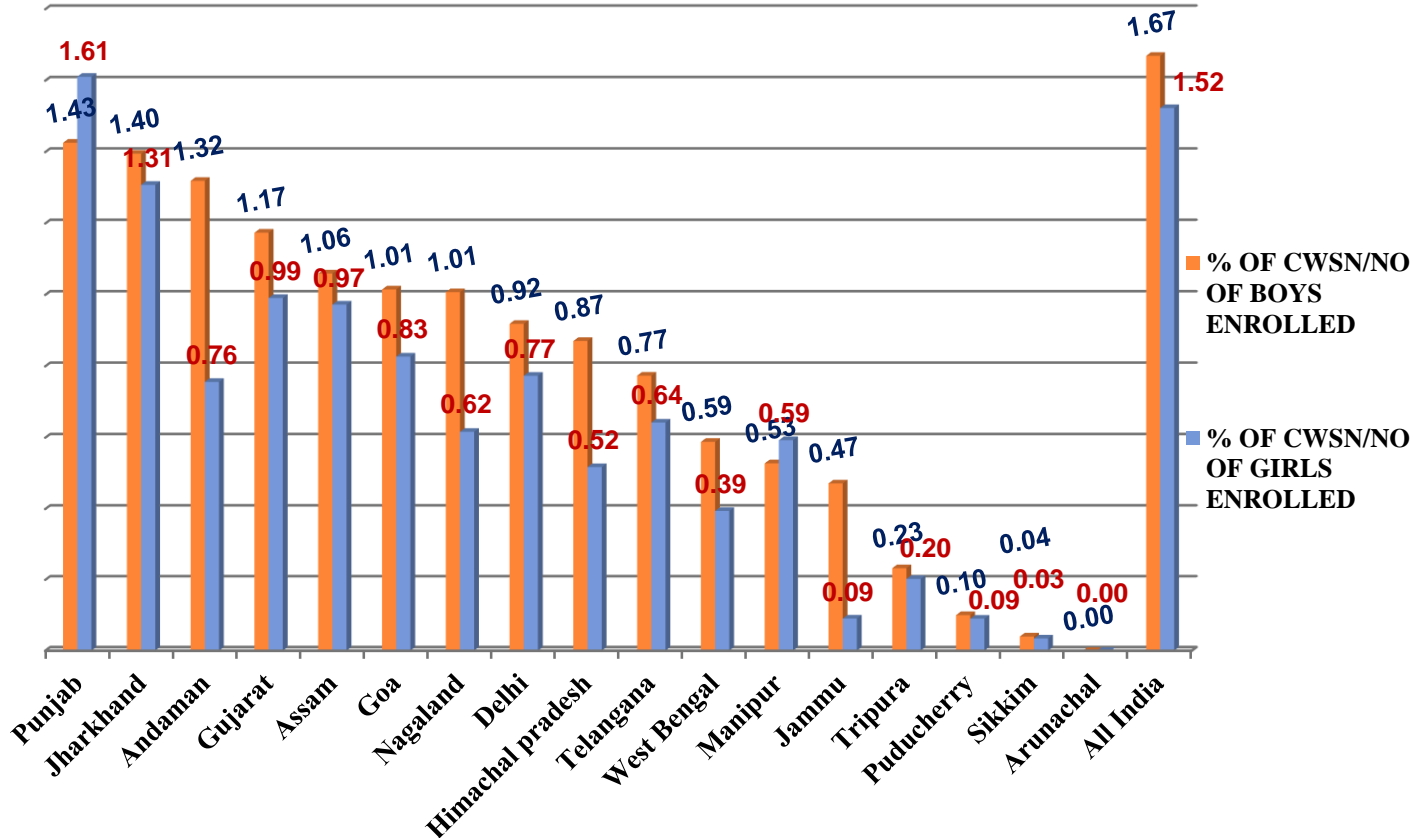
# TYPE OF SCHOOLS WHICH HAVE APPLIED FOR THE SELF-CERTIFICATION



# TYPE OF SCHOOLS WHICH APPLIED FOR SELF CERTIFICATION



# CHILDREN WITH SPECIAL NEEDS



# DRINKING WATER ACCESS

## ❑ All India Level Scenario

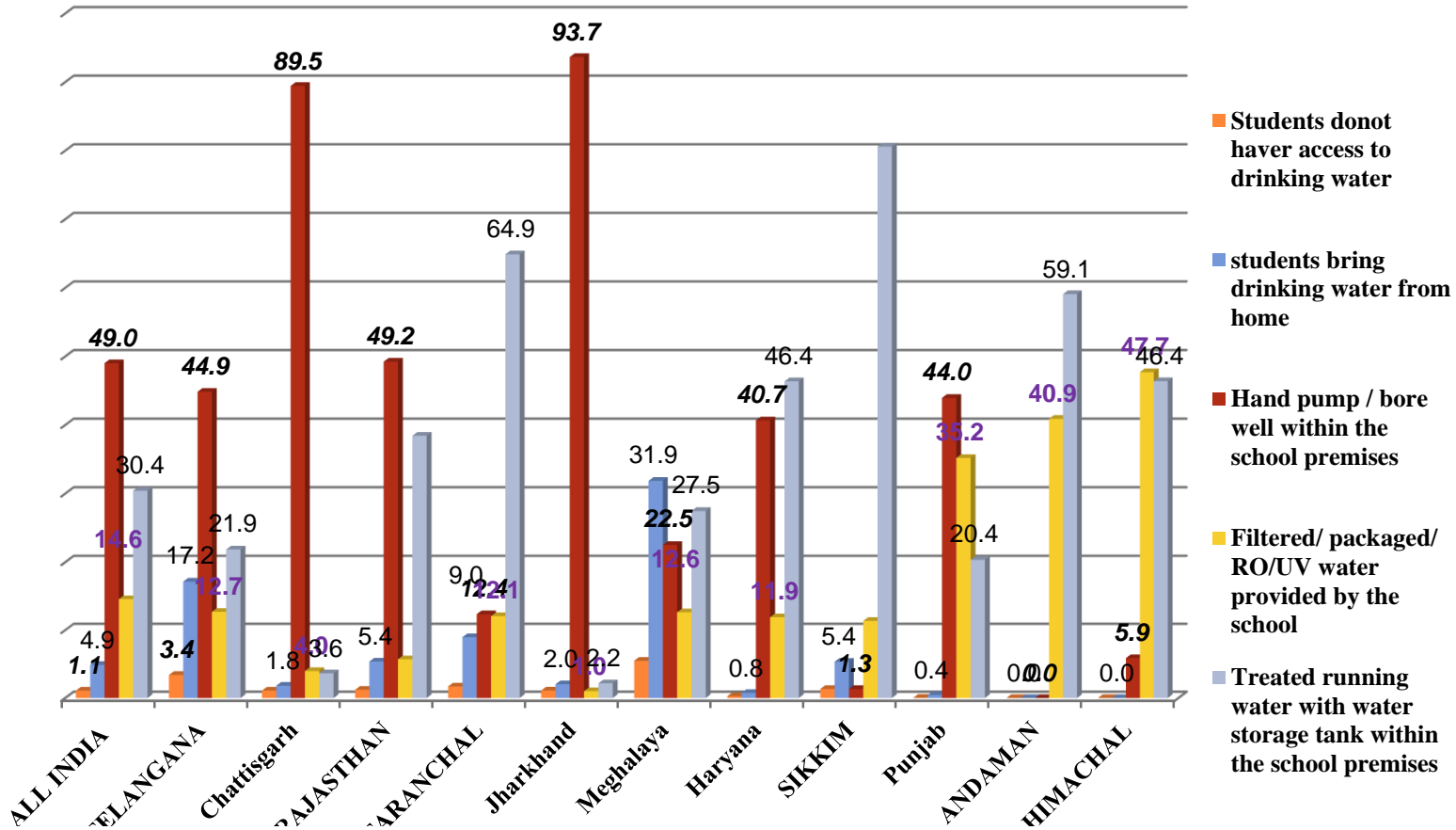
- In case of drinking water facilities at all India level, maximum number of schools have Hand pump / bore well within the school premises (131360 schools).
- Filtered and treated facilities are available for 120618 schools at All India level.
- 2941 schools still do not provide access to drinking water facilities for the children.

## ❑ State Wise Breakup

- Tamil Nadu has highest number of schools which provide filtered and treated running water facilities for the student(28933 schools).
- Meghalaya has highest percentage of schools which don't provide access to drinking water facilities (5.5%) followed by Telangana (3.4%).



# DRINKING WATER ACCESS



Note:-Numbers reflect percentage wrt total number of schools in the state which have applied for self

# TOILET PROVISION

## ❑ All India level data breakdown

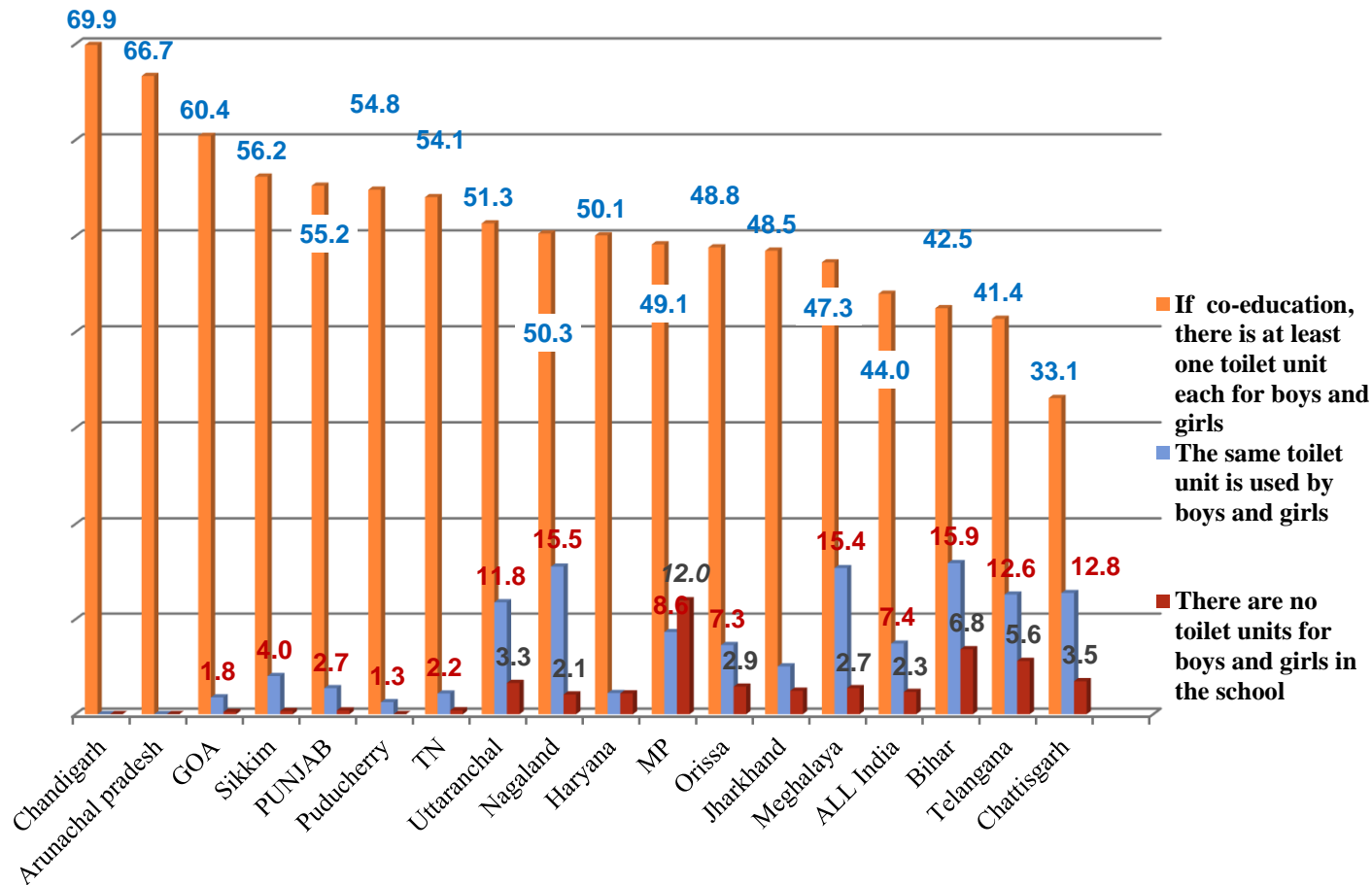
one toilet unit each for boys and girls in case of co-education	The all boys/all girls school has toilet units	The same toilet unit is used by boys and girls	There are no toilet units for boys and girls in the school
117851	123901	19917	6285

## ❑ State wise breakdown

- Chandigarh has highest percentage of schools having separate toilets for co-ed schools (69.9%) followed by Arunachal Pradesh (66.7%)
- MP has highest number of schools with no toilet units for boys and girls in the school followed by Chhattisgarh (12%).



# PROVISION OF TOILET



# HAND WASHING FACILITIES

## □ All India level

- Schools with no hand washing facility near the toilet units= 63906
- Schools with wash basin for hand washing either inside or attached to every toilet unit = 47086
- Schools with wash basin or hand washing point close to the toilet units= 150084

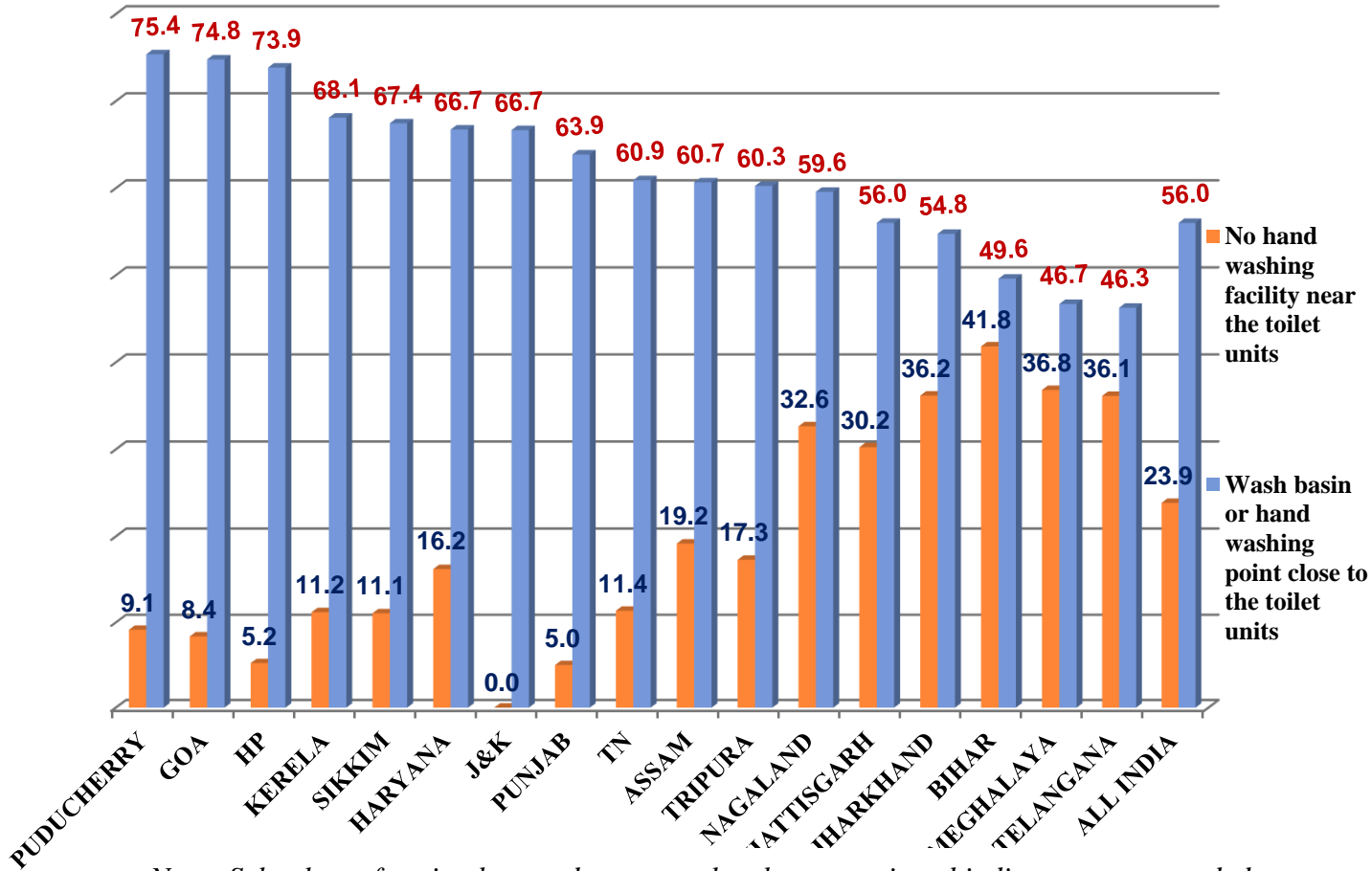
## □ State wise data

- In case of state wise data, Pondicherry has highest number of schools with hand basin attached near toilet units (75.4%) and Telangana (46.3%) has highest number of schools with no hand washing facility near the toilet unit.





# HAND WASHING FACILITIES



Note:-Schools performing best and worst on the above mentioned indicators are recorded

# OPERATION AND MAINTENANCE

## ❑ All India level Breakup

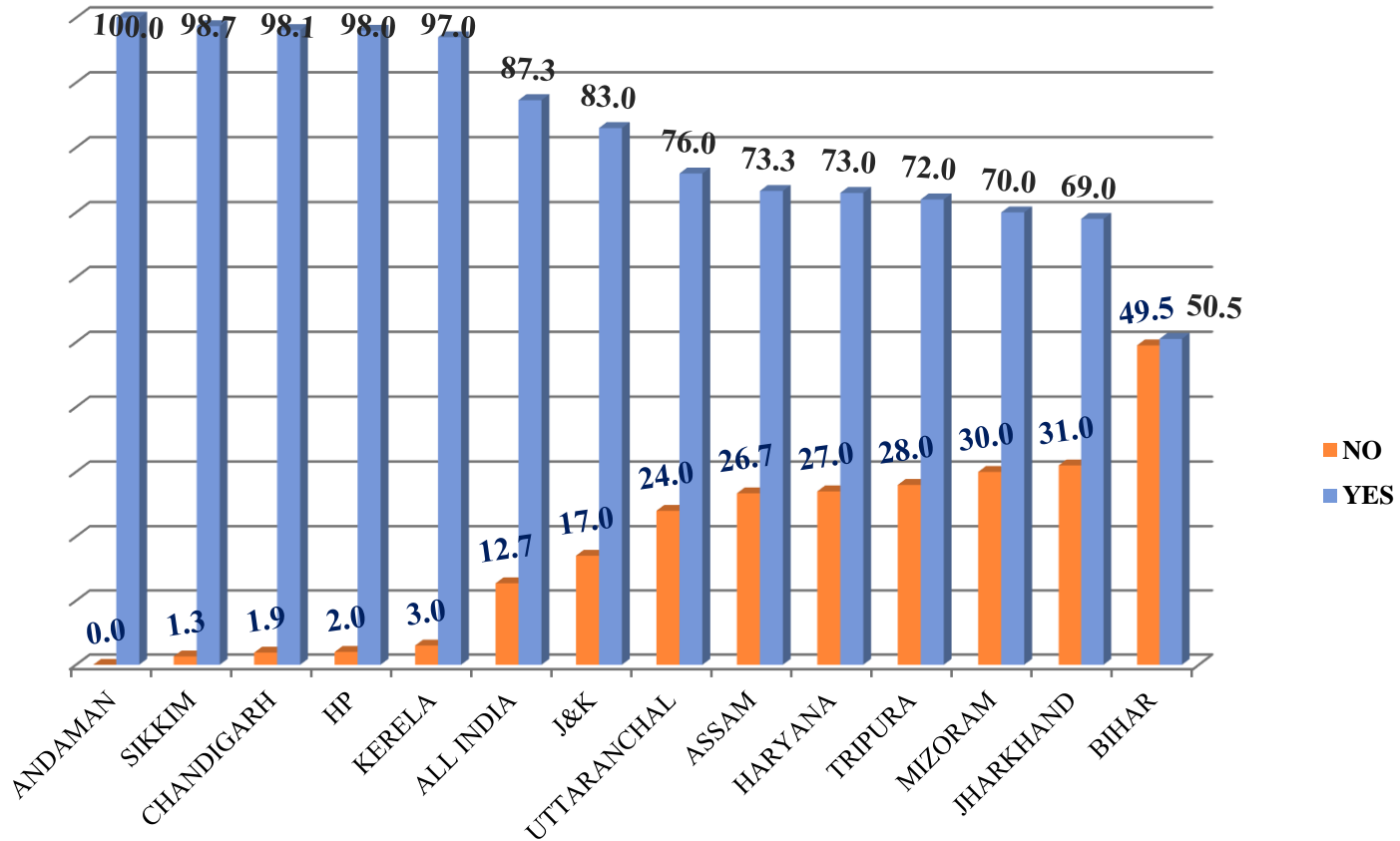
- No of schools providing dustbins in kitchen, toilet and other location=233893
- No of schools providing dustbins in kitchen, toilet and other location=34137

## ❑ State wise Breakup

- Andaman (100%) and Sikkim (98.7%) has highest no of schools (which applied ) having provision of dustbins in kitchen, toilet and other location
- Bihar (49.5% ) has largest percentage of schools with no provision of dustbins in the schools.



# OPERATION AND MAINTENANCE



*Note:-The best and worst performing schools have been indicated in the graph*

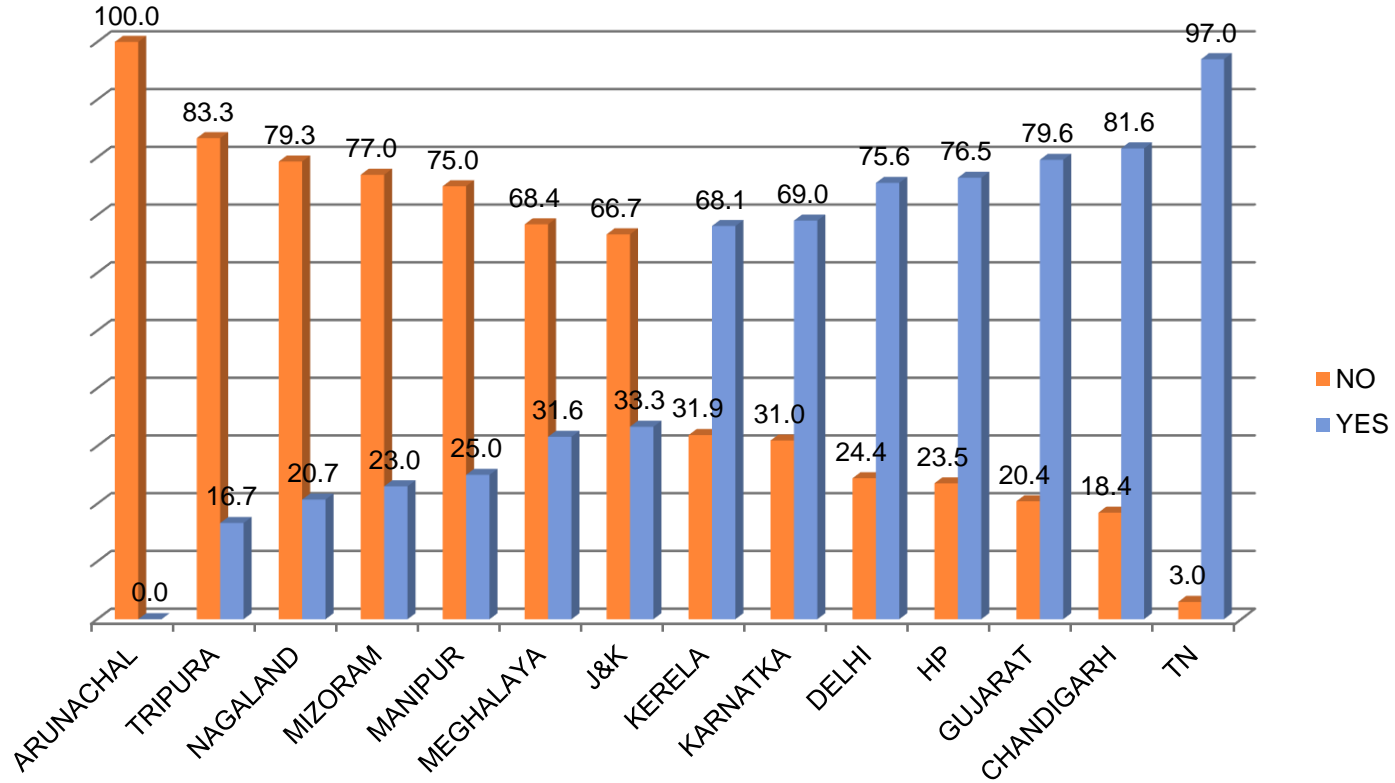
# BEHAVIOR AND HYGIENE PROMOTION

- ❑ Following is the status of hygiene promotion for all India level where atleast 2 teachers have been allotted for the purpose of hygiene promotion
- No of schools where it has been provided= 159486
- No of schools where it has not been provided= 108455
- ❑ State wise breakup
- Tamil Nadu has highest number of schools (97%) where teachers have been allotted the job of hygiene promotion
- Arunachal (100%), Tripura (83.3%), Nagaland (79.3%) and Mizoram (77%) has highest percentage of schools where there is no provision for the same.



# BEHAVIOUR AND HYGIENE PROMOTION

(BEST AND WORST PERFORMING STATES)



# IMAGES - GREEN SCHOOL CATEGORIES

## School from Andhra Pradesh



Front view of the school and premises



Separate functional toilets for boys and girls





Facilities for handwashing with soap

Incinerator for disposal of sanitary waste





# School from Telangana



Front view of the school and premises



Separate functional toilets for boys







Separate toilet for girls



Handwashing facility



# School from Tamil Nadu



Front view of the school and premises



Separate functional toilets





Incinerator for disposal of sanitary



Handwashing facility





# School from Rajasthan



Front view of the school and premises



Separate functional toilets for boys and girls





Separate functional toilets for boys and girls



Handwashing facility





# School from West Bengal



Front view of the school and premises

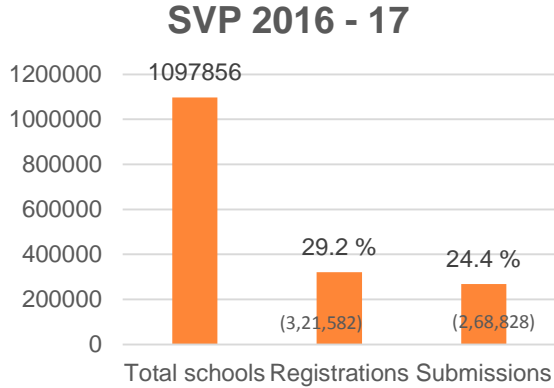


Separate functional toilets for boys and girls

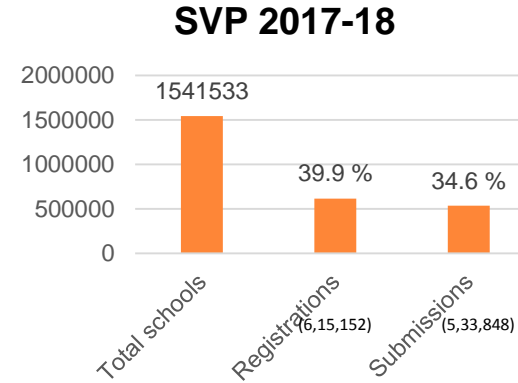


# SWACHH VIDYALAYA PURASKAR – 2017- 18

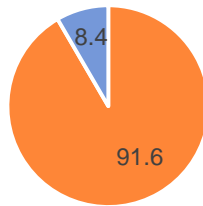
## Swachh Vidyalaya Puraskar 2016-17



## Swachh Vidyalaya Puraskar 2017-18

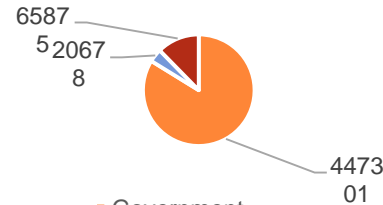


### Submissions - 2,68,081



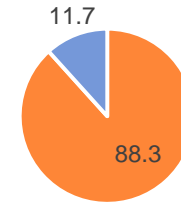
■ Rural ■ Urban

### Submissions - 5,33,854



■ Government  
■ Government Aided  
■ Private

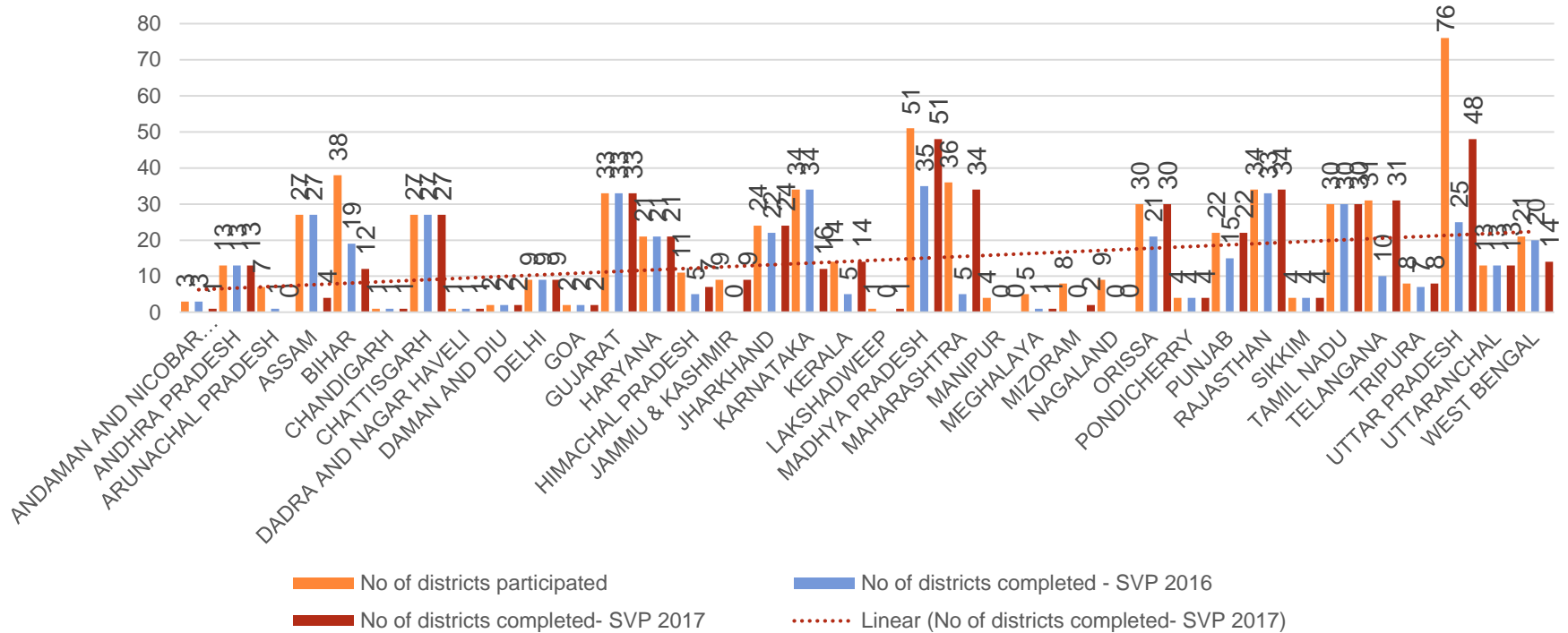
### Submissions - 5,33,848



■ Rural ■ Urban

Total number of districts: 663

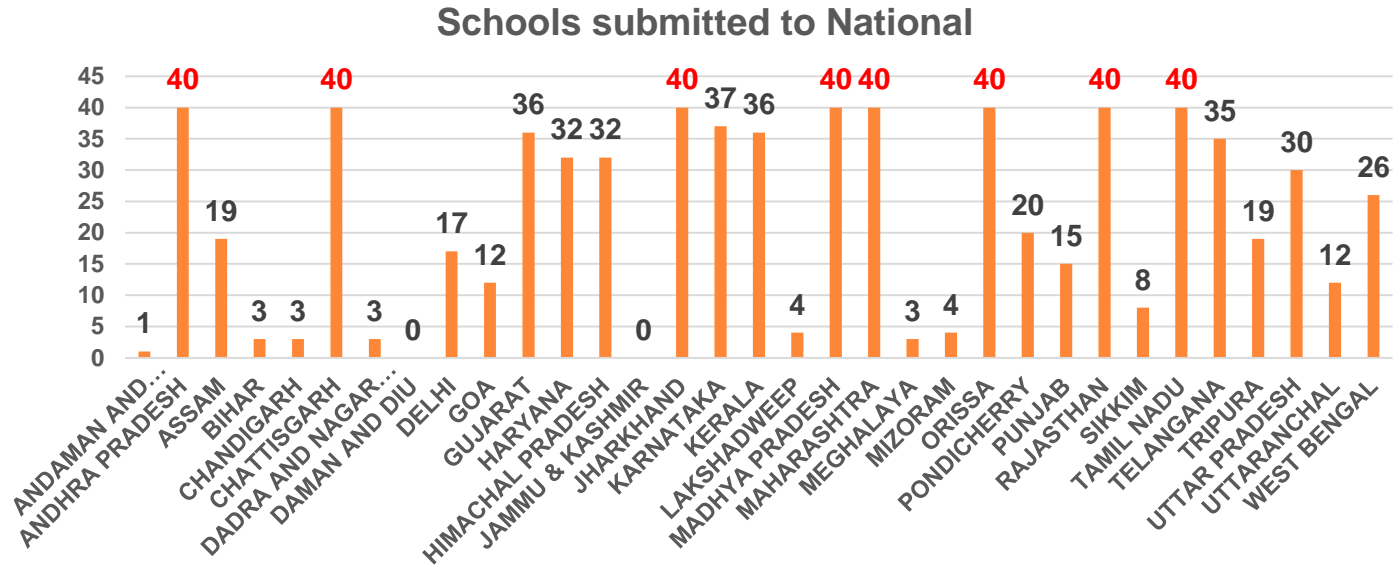
Final Submissions received- 522





# NATIONAL LEVEL EVALUATION

Total 727 schools have been nominated for National Level Evaluation



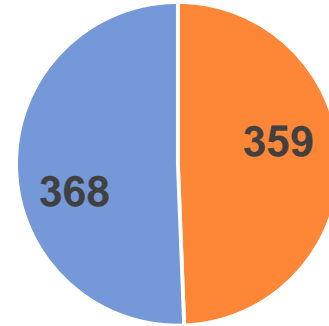
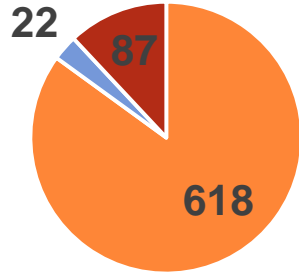
Maximum Participation from Andhra Pradesh, Chattisgarh, Jharkhand, Madhya Pradesh, Maharashtra, Orissa, Rajasthan and Tamil Nadu



# NATIONAL LEVEL EVALUATION

S.no	StateName	Schools submitted to National	Govt. Schools	Govt. Aided Schools	Private Schools	Rural Elementary	Rural Secondary	Urban Elementary	Urban Secondary
1	ANDAMAN AND NICOBAR ISLANDS	1	1	0	0	0	1	0	0
2	ANDHRA PRADESH	40	39	1	0	15	15	5	5
3	ASSAM	19	19	0	0	15	1	2	1
4	BIHAR	3	3	0	0	1	1	1	0
5	CHANDIGARH	3	3	0	0	0	2	0	1
6	CHATTISGARH	40	34	0	6	15	15	5	5
7	DADRA AND NAGAR HAVELI	3	2	0	1	1	2	0	0
8	DAMAN AND DIU	0	0	0	0	0	0	0	0
9	DELHI	17	16	0	1	0	8	4	5
10	GOA	12	7	1	4	4	5	1	2
11	GUJARAT	36	23	6	7	15	12	5	4
12	HARYANA	32	28	0	4	9	15	3	5
13	HIMACHAL PRADESH	32	32	0	0	15	15	0	2
14	JAMMU & KASHMIR	0	0	0	0	0	0	0	0
15	JHARKHAND	40	38	1	1	15	15	5	5
16	KARNATAKA	37	28	3	6	15	15	2	5
17	KERALA	36	19	5	12	15	15	1	5
18	LAKSHADWEEP	4	4	0	0	1	2	1	0
19	MADHYA PRADESH	40	33	0	7	15	15	5	5
20	MAHARASHTRA	40	34	3	3	15	15	5	5
21	MEGHALAYA	3	3	0	0	2	1	0	0
22	MIZORAM	4	3	0	1	1	2	0	1
23	ORISSA	40	36	1	3	15	15	5	5
24	PONDICHERY	20	14	0	6	5	6	5	4
25	PUNJAB	15	14	0	1	7	5	1	2
26	RAJASTHAN	40	40	0	0	15	15	5	5
27	SIKKIM	8	8	0	0	2	5	1	0
28	TAMIL NADU	40	36	1	3	15	15	5	5
29	TELANGANA	35	29	0	6	14	15	2	4
30	TRIPURA	19	15	0	4	7	8	1	3
31	UTTAR PRADESH	30	24	0	6	15	6	4	5
32	UTTARANCHAL	12	7	0	5	2	5	1	4
33	WEST BENGAL	26	26	0	0	15	5	3	3
	<b>Total</b>	<b>727</b>	<b>618</b>	<b>22</b>	<b>87</b>	<b>281</b>	<b>272</b>	<b>78</b>	<b>96</b>
		Schools submitted to National	Govt. Schools	Govt. Aided Schools	Private Schools	Rural Elementary	Rural Secondary	Urban Elementary	Urban Secondary

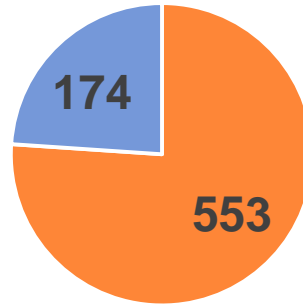
# National Level Evaluation



■ Govt. Schools  
■ Private Schools

■ Govt. Aided Schools

■ Elementary ■ Secondary



■ Rural ■ Urban



**COMPARISON OF SCHOOLS BETWEEN  
SVP 2016-17 AND SVP 2017-18.**



**State: Andhra Pradesh**  
**District: Nellore**  
**UDISE code: 28190801115**

Categories	Water	Toilet	Handwashin g with Soap	Operation and Maintena nce	Behaviour Change and Capacity Building	Score	Rating
SVP 2016- 17	1	13	0	8	6	28	Red
SVP 2017- 18	9	19	15	6	11	60	Yellow





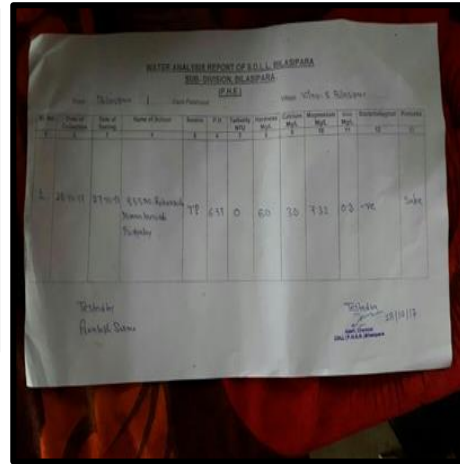
**State: Assam**

**District: Dhubri**

**UDISE code: 18020435101**

Category	Water	Toilet	Handwashing with Soap	Operation and Maintenance	Behaviour Change and Capacity Building	Score	Rating
SVP 2016-17	9	12	3	4	3	31	Red
SVP 2017-18	18	14	13	16	15	76	Blue







**State: Chattisgarh**

**District: Korba**

**UDISE code: 22051803403**

Category	Water	Toilet	Handwashing with Soap	Operation and Maintenance	Behaviour Change and Capacity Building	Score	Rating
SVP 2016-17	12	0	9	6	6	42	Orange
SVP 2017-18	13	16	9	9	12	59	Yellow





**State: Haryana**

**District: Panipat**

**UDISE code: 06070502202**

Category	Water	Toilet	Handwashing with Soap	Operation and Maintenance	Behaviour Change and Capacity Building	Score	Rating
SVP 2016-17	15	3	5	5	5	33	Red
SVP 2017-18	17	22	13	11	5	68	Yellow





**State: Pondicherry**  
**District: Pondicherry**  
**UDISE code: 34020201601**

Category	Water	Toilet	Handwashing with Soap	Operation and Maintenance	Behaviour Change and Capacity Building	Score	Rating
SVP 2016-17	18	23	18	12	10	81	Blue
SVP 2017-18	18	22	20	15	15	90	Green







**State: Goa**

**District: North Goa**

**UDISE code: 30010401908**

Category	Water	Toilet	Handwashing with Soap	Operation and Maintenance	Behaviour Change and Capacity Building	Score	Rating
SVP 2016-17	19	19	12	8	5	63	Yellow
SVP 2017-18	17	25	19	14	9	84	Blue









**THANK YOU**

