




MININFRA



2010/2011 FEA Progress report

Implementation of sub projects Through Districts

Presented by **KARANGWA Lambert**

FEA Team Leader

July 2011



Interventions / Water supply





Interventions/ Sanitation






Interventions / Sanitation Contd



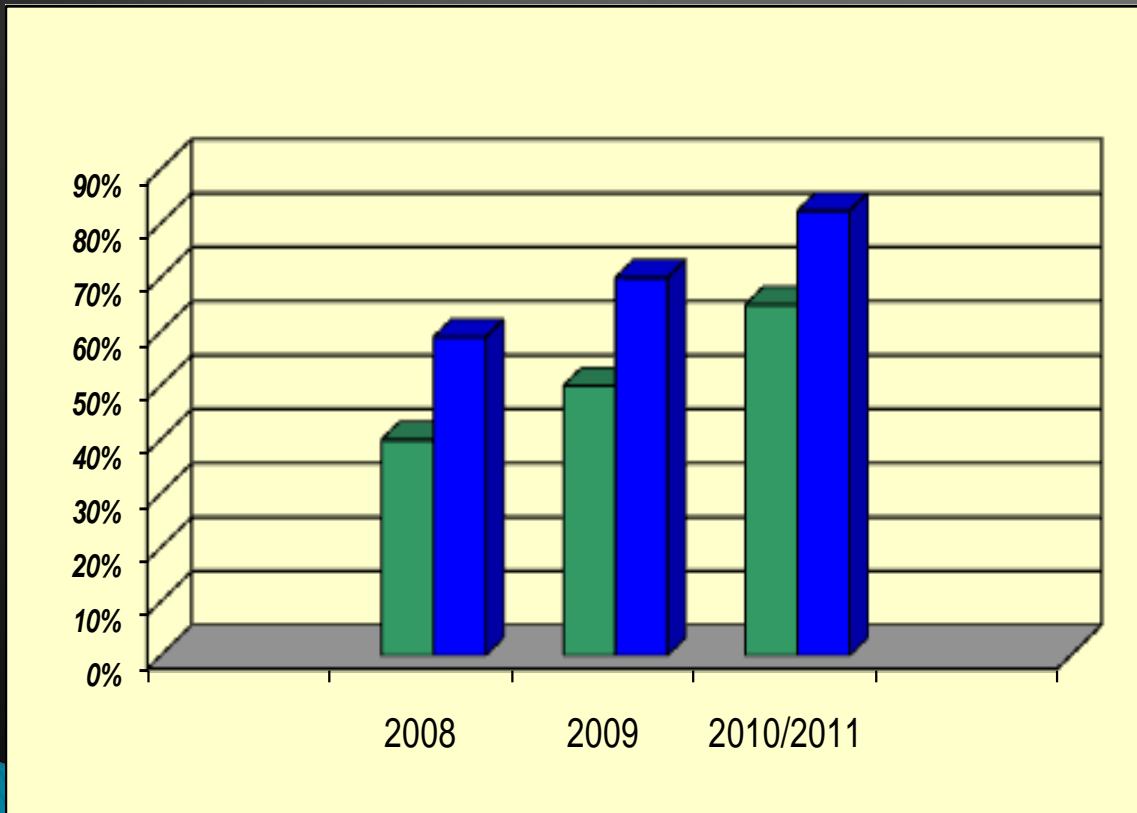


Interventions / Hygiene promotion & Capacity building





FEA Objectives versus Targets Water and Sanitation in Nyamagabe District

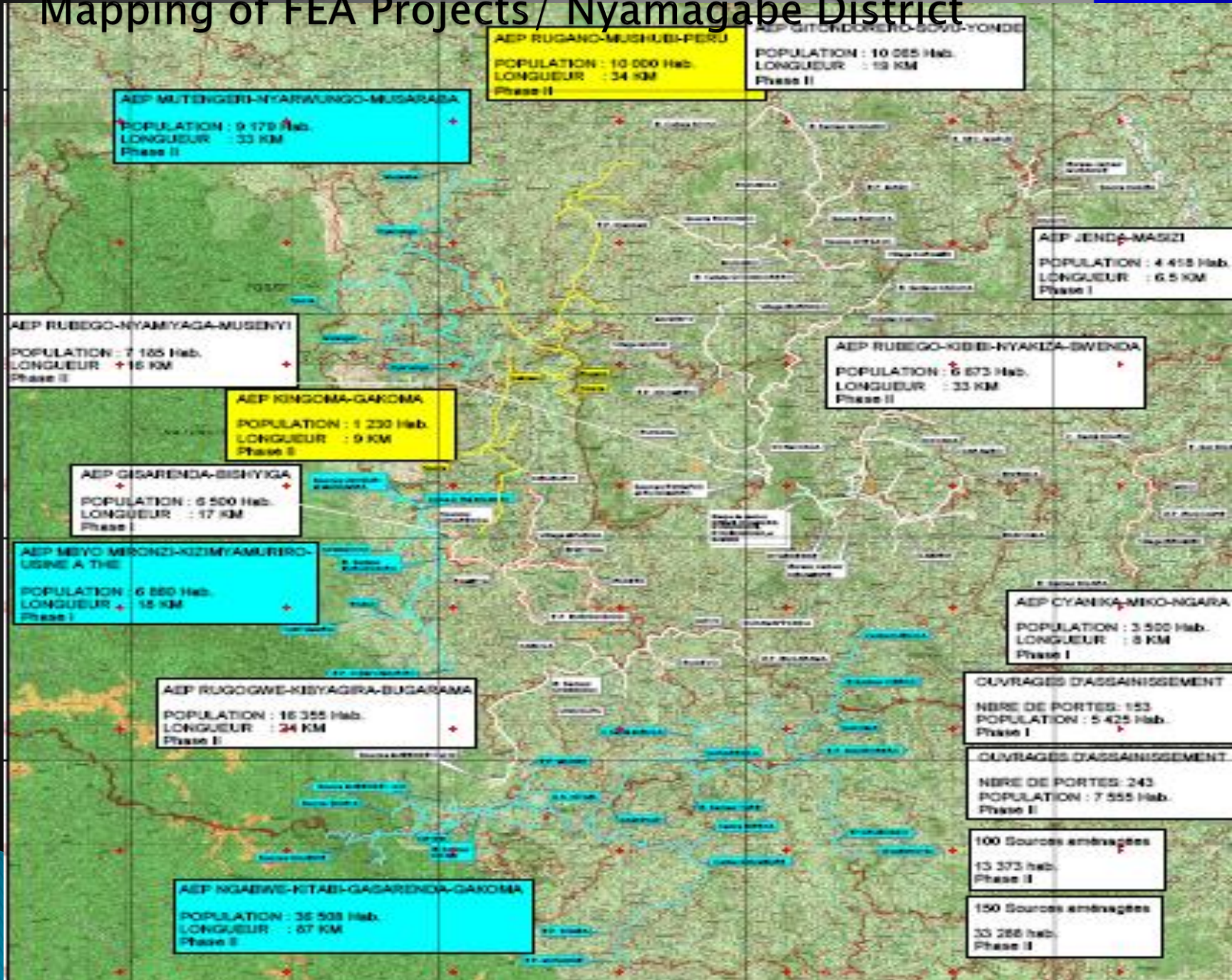



Increase drinking water coverage by the rate of 20 % of the population from 2008 to 2011

Increase sanitation coverage by the rate of 20 % of the population from 2008 to 2011

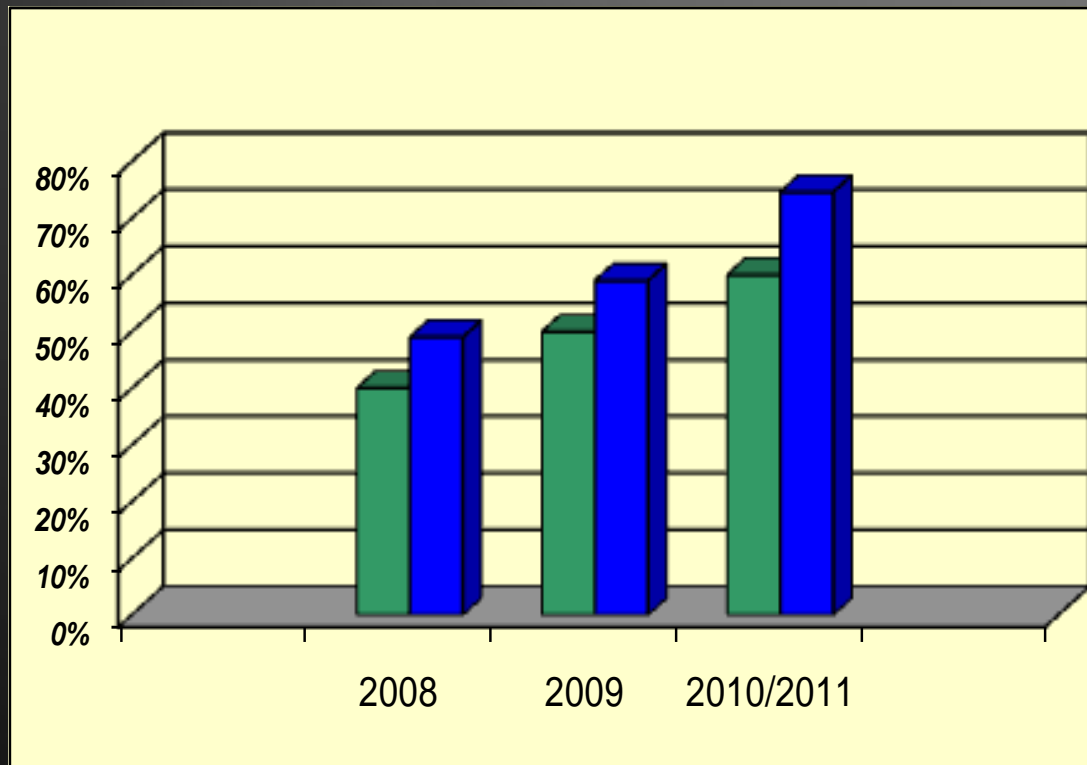
FEA Baseline survey

Mapping of FEA Projects / Nyamagabe District





FEA Objectives versus Target Water and Sanitation in Nyaruguru District



Increase drinking water coverage by the rate of 20 % of the population from 2008 to 2011

Increase sanitation coverage by the rate of 20 % of the population from 2008 to 2011

FEA Baseline Survey

Mapping of FEA Projects / Nyaruguru District

AEP NYAMUNYURA-MATA

POPULATION : 4 800 Hab. Horizon 2025	RESERVOIRS : 6
LONGUEUR : 8 KM	50 m3 : 1
DEBIT : 1,25 L/S	30 m3 : 1
BF Simples : 9	20 m3 : 1+
BF Kiosque : 1	15 m3 : 1
	10 m3 : 1
	5 m3 : 1

AEP KAZIBAZIBA-KIBEHO

POPULATION : 25 202 Hab. Horizon 2025	RESERVOIRS : 6
LONGUEUR : 23 KM	125 m3 : 1
DEBIT : 3,64 L/S	10 m3 : 2
BF Simples : 16	5 m3 : 6

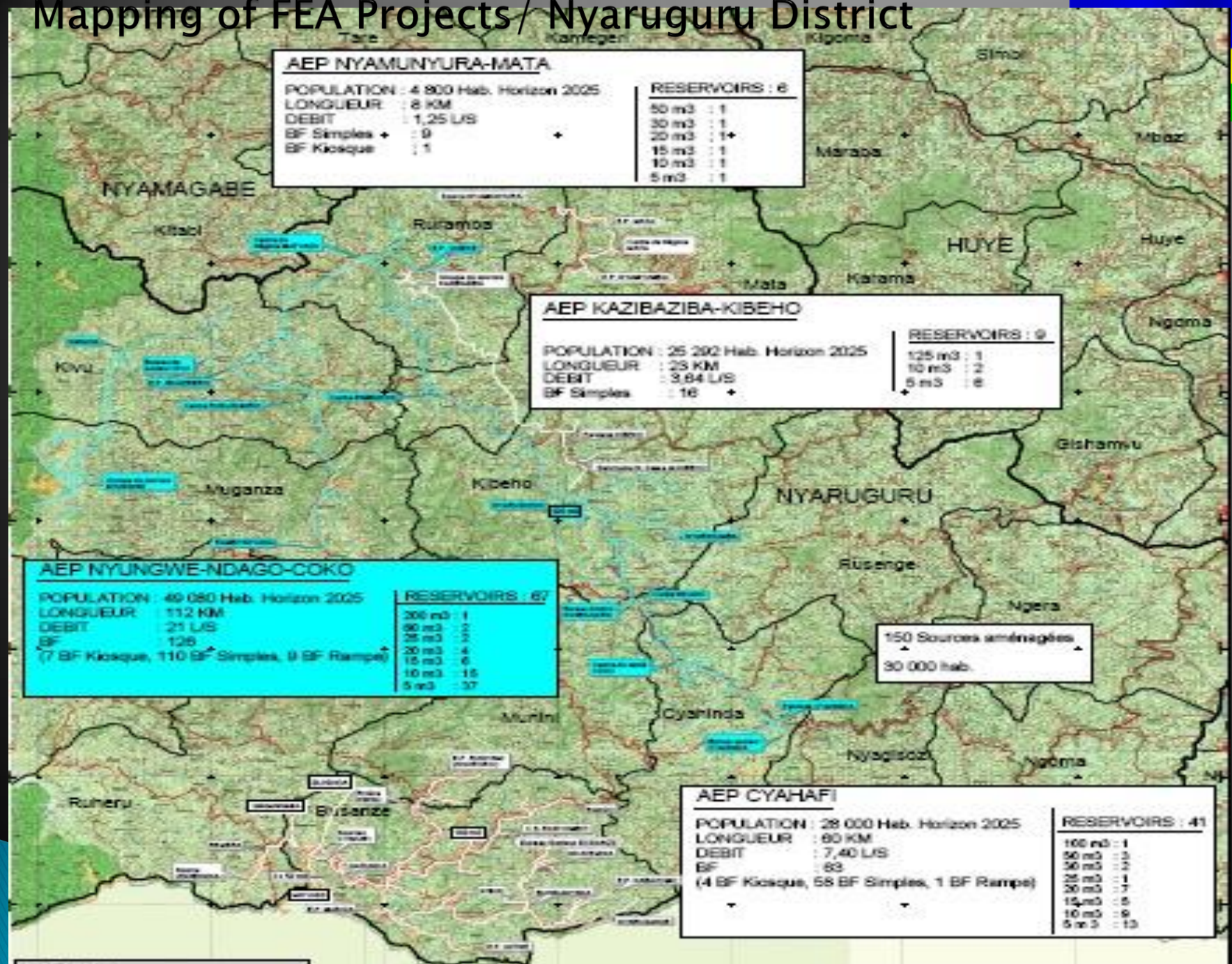
AEP NYUNGWE-NDAGO-COKO

POPULATION : 49 080 Hab. Horizon 2025	RESERVOIRS : 67
LONGUEUR : 112 KM	200 m3 : 1
DEBIT : 21 L/S	50 m3 : 10
BF : 126	30 m3 : 10
(7 BF Kiosque, 110 BF Simples, 9 BF Rampe)	20 m3 : 4
	15 m3 : 6
	10 m3 : 15
	5 m3 : 37

150 Sources aménagées
30 000 hab.

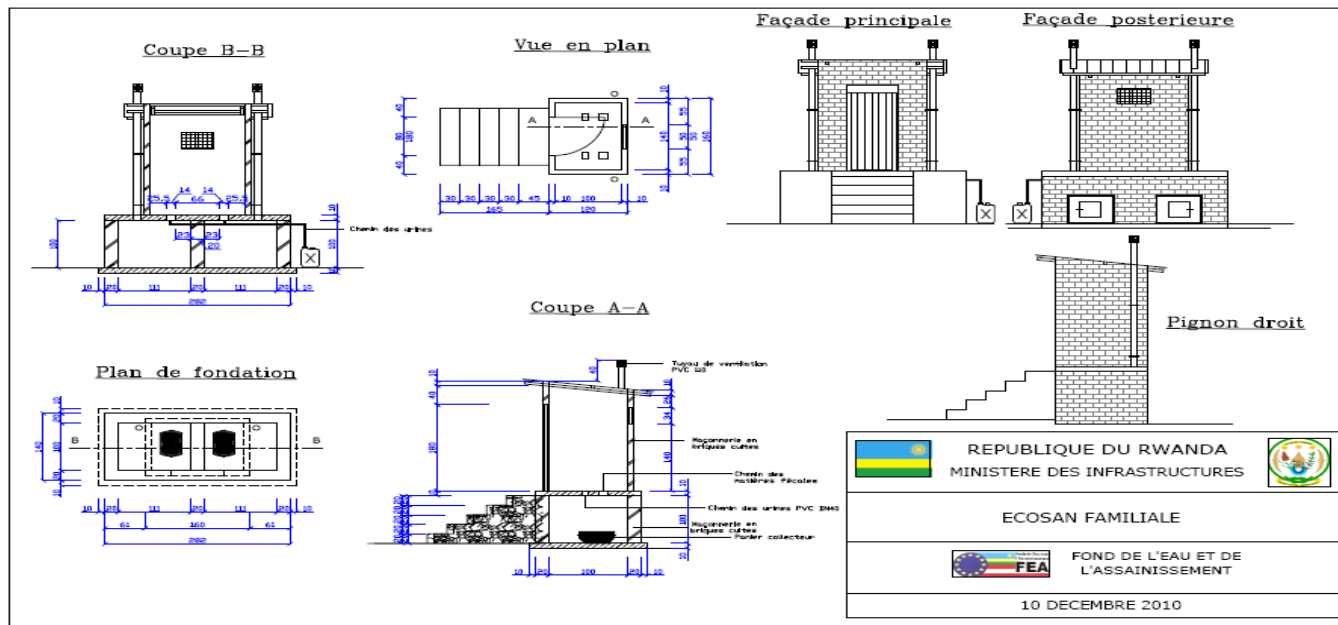
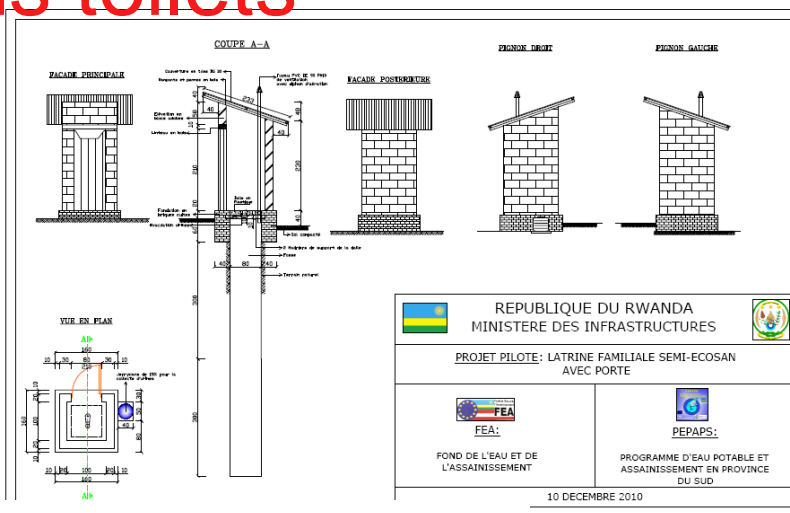
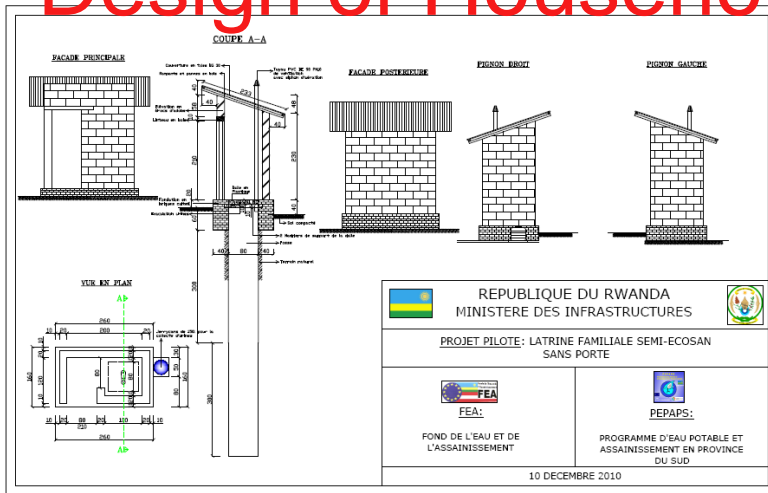
AEP CYAHAFI

POPULATION : 28 000 Hab. Horizon 2025	RESERVOIRS : 41
LONGUEUR : 60 KM	100 m3 : 1
DEBIT : 7,40 L/S	50 m3 : 3
BF : 63	30 m3 : 2
(4 BF Kiosque, 58 BF Simples, 1 BF Rampe)	25 m3 : 1
	20 m3 : 7
	15 m3 : 5
	10 m3 : 9
	5 m3 : 13





Eco & Semi Ecosan Drawings & Design of Households toilets



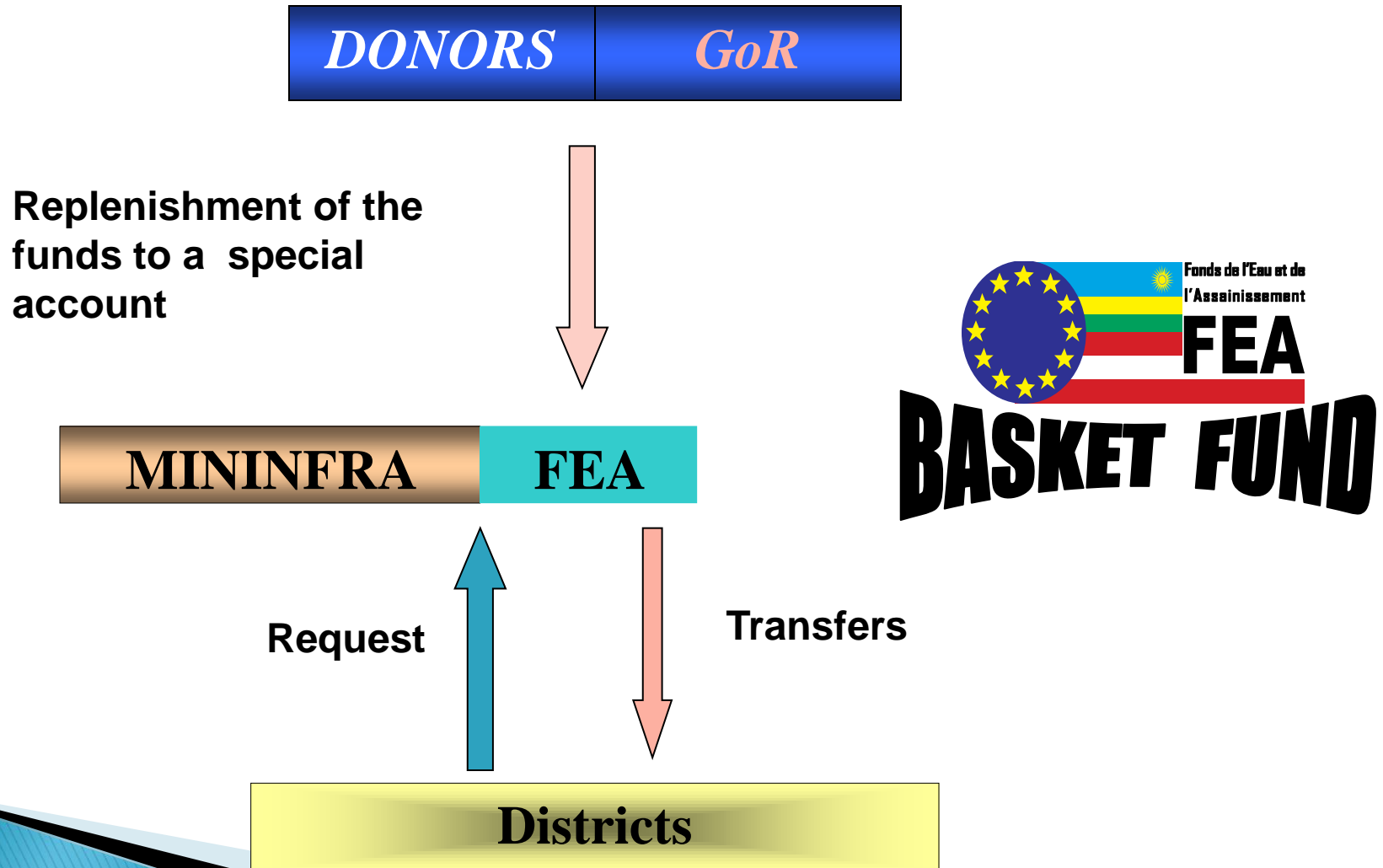


General Information



Intervention zone	RWANDA / SOUTH PROVINCE/ NYAMAGABE And NYARUGURU (2008-2011)
Donors	EU/ ADA/ GoR
Partners	Districts, local companies, local consultancy companies, Institutions, population
Total cost	<i>TOTAL COSTS: € 5,550,432 = 4 440 345 600 rwf</i>
Financial Progress	3 900 000 000 / 87% of disbursement
Aid Method/ management mode	PROJECT APPROACH DECENTRALISED MANAGEMENT (POOL FUND) And DEMAND DRIVEN APPROACH

FINANCING MECHANISMES





FEA achievements / First phase

WATER SUPPLY IN NYAMAGABE DISTRICT 2005-2007

Name of the scheme	Sector	Nature	Km	Population
Gisarendu – Bishyiga	Buruhukiro	New	17	6 500
Cyanika–Miko – Ngara	Cyanika – Mbazi	Ext	16	7 185
AEP Jenda–Masizi	Musange	R & Ext	7	4 418
Shonero –Ecole VTC– Musebeya	Musebeya	Ext	300 m	536
15 protected springs	Cyanika		–	6 000
Total			40 km 300m	24 639



FEA achievements / First phase

WATER SUPPLY IN NYARUGURU DISTRICT 2005-2007

Name of the scheme	Sector	Nature	Km	Population
1.Kazibaziba Kibeho scheme	– Ruramba, Mata, Kibeho	N	23	25 292
Total			23	25 292



FEA achievements / FIRST PHASE

SANITATION IN NYAMAGABE and NYARUGURU DISTRICT 2005-2007

Construction of Ecosan toilets at public institutions

District	Stances	Population
Nyamagabe	132	5233
Nyaruguru	69	2665
Total	201	7 898



PROGRESS REPORT ON THE CONTRACTS FOR WATSAN PROJECTS 2010/11



WATER SUPPLY IN NYAMAGABE DISTRICT 2008-2011

Name of the scheme	Sector	Nature	Km	Population	Level of Execution %
Gitondorero - Sovu - Yonde	Mugano	N	19	10 065	100 %
Rubego - Nyamiyaga - Musenyi	Kaduha	R&Ext	16	7 185	100 %
Rubego - Kibibi - Nyakiza- Bwenda	Kibumbwe	R & Ext	33	6 673	100 %
Rugogwe - Kibyagira - Bugarama scheme	Uwinkingi	R & Ext	24	16 355	100 %
250 protected springs	10 sectors located in Nyamagabe		-	46 661	80 % (100 units completed)
Total			92	86 939	



PROGRESS REPORT ON THE CONTRACTS FOR WATSAN PROJECTS 2010/11



CONT....

Name of the scheme	District	Sector	Nature	Km	Population	Level of Execution in % (2010/2011)		
						Baseline	Progress	Expected date of completion
Kingoma – Gakoma	Nyamagabe	Gatare	N	9	1 230	0%	60%	August 2011
Rugano – Mushubi Peru	Nyamagabe	Mushubi	N	34	10 000	0%	50%	December 2011
Hydraulic and Sanitation Masterplan	Nyamagabe	All sectors	-	-	-	10%	0%	Contract was cancelled
Total				43	11 230			



PROGRESS REPORT ON THE CONTRACTS FOR WATSAN PROJECTS 2010/11



WATER SUPPLY IN NYARUGURU DISTRICT 2008-2011

Name of the scheme	Sector	Nature	Km	Population	Level of Execution in % (2010/2011)	
					Baseline	Progress
Cyahafi Busanze scheme	Busanze	R&Ext	60	28 000	75%	100%
Nyamunyura Mata scheme	Ruramba	R&Ext	8	5000	60%	100%
150 protected springs			-	38 900	0%	60%
Total			68	71 900		



PROGRESS REPORT ON THE CONTRACTS FOR WATSAN PROJECTS 2010/11



SANITATION / ECOSAN IN INSTITUTIONAL

Construction of Ecosan toilets at public institutions

District	Stances	Population	Level of Execution in %
Nyamagabe	396	12 980	100 %
Nyaruguru	99	3224	100 %
Total	495	16 204	



PROGRESS REPORT ON THE CONTRACTS FOR WATSAN PROJECTS 2010/11

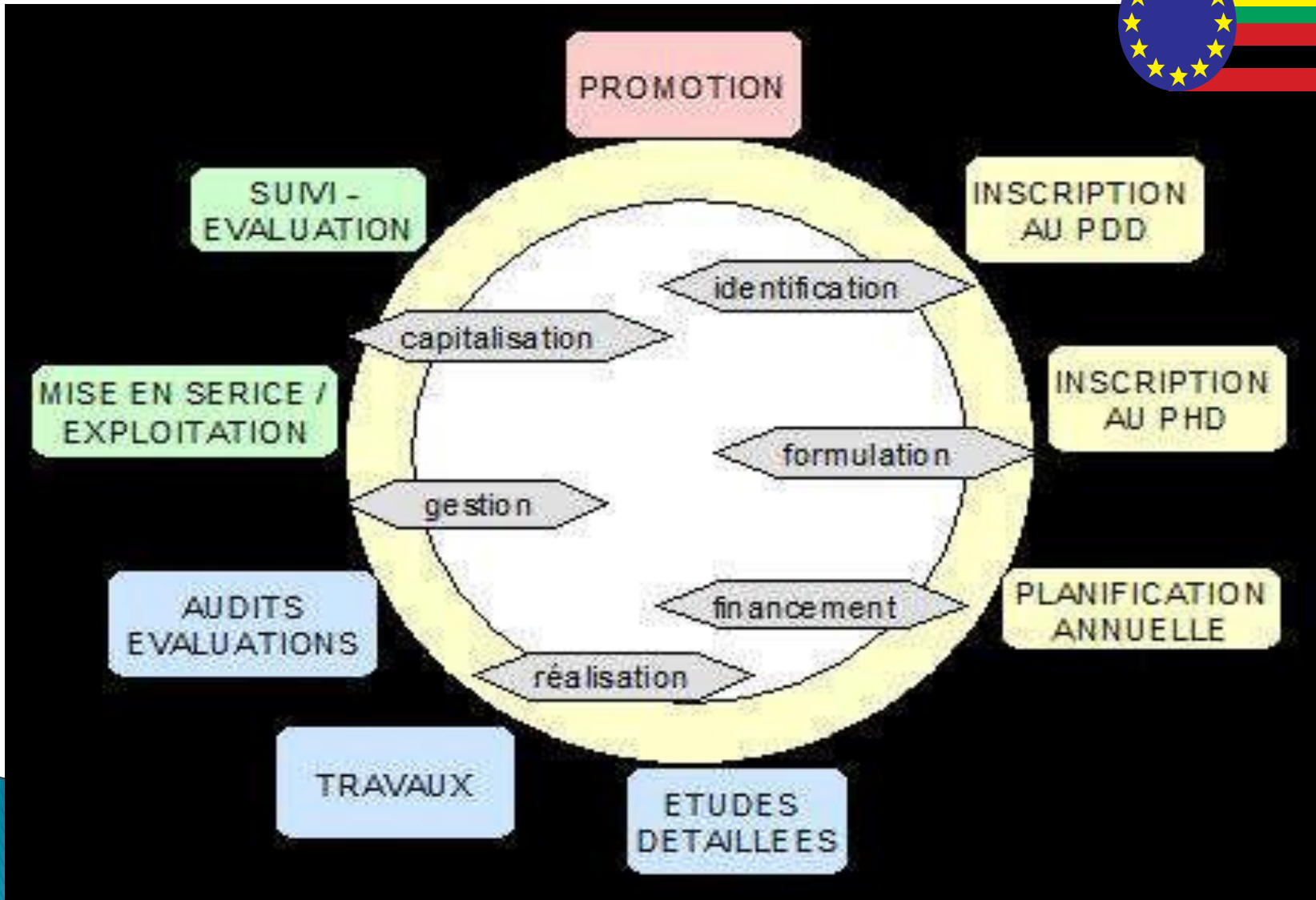


Available studies

Name of the scheme	District	Secteur	Km	Population	Budget needed
Ngabwe– Gasarenda– Gakoma	Nyamagabe	Kitabi, Tare, Kibilizi	87	36508	3 billion
MBYO– MIRONZI– KZIMYAMURIRO – USINE A THE	Nyamagabe	Buruhukiro	18	7 000	1 billion
Nyungwe – Ndago – Coko scheme	Nyaruguru	Ruramba, Muganza, Kibeho, Cyahinda	112	50 000	4 billion
TOTAL			217	93 508	8 billion


Project Cycle

In all stages of project cycle , FEA is involved in terms of technical assistance and capacity building to districts (Project identification, action plan, procurement, execution and payment of contractors and consultants





Challenges



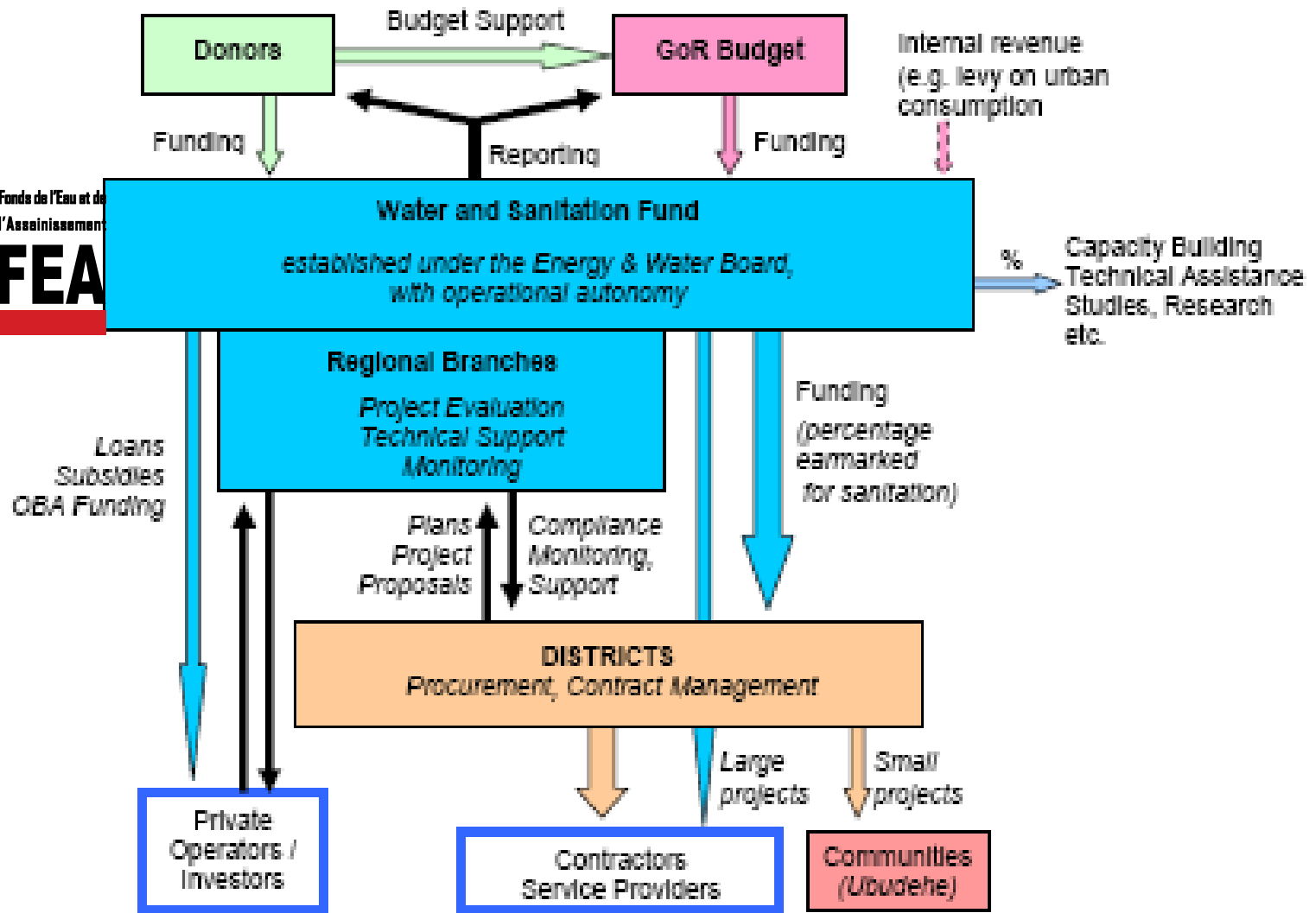
- Financial gap (Available funds are not sufficient to meet 2015 Targets)



Mitigations



Creation of WSSF (FEA) under EWSA






Mitigations/ Short term / urgent issues (National level)



- Conduct a countrywide Masterplan on sanitation and water (watershed basis / countrywide baseline survey)
- Survey on financial gaps and quick and long term solutions
- Revising watsan strategies with key focus on institutional framework and presidential term targets



Lessons Learned



- We are on good track of FEA Targets before implementation period
- Improved collaboration between project partners
- Easy disbursement of the funds
- Rapid and fair financial reporting/ Accountability
- Working in team spirit between FEA and Districts
- Management of facilities by PPP (for the time being)



THANK YOU FOR YOUR ATTENTION

