



Sveriges lantbruksuniversitet
Swedish University of Agricultural Sciences

Sanitisation of Faecal Sludge by Ammonia

Treatment Technology for Safe Reuse in Agriculture

PhD dissertation

07.05.2015

Jörgen Fidjeland

Background

- 1 billion people practice open defecation
- 3 billion have toilets with low degree of protection from pathogens¹
 - User
 - Downstream population
- 1.9 million people die each year of unsafe water, lack of sanitation and poor hygiene²



Ref: 1 Baum et al. 2013, 2 Lopez et al. 2006

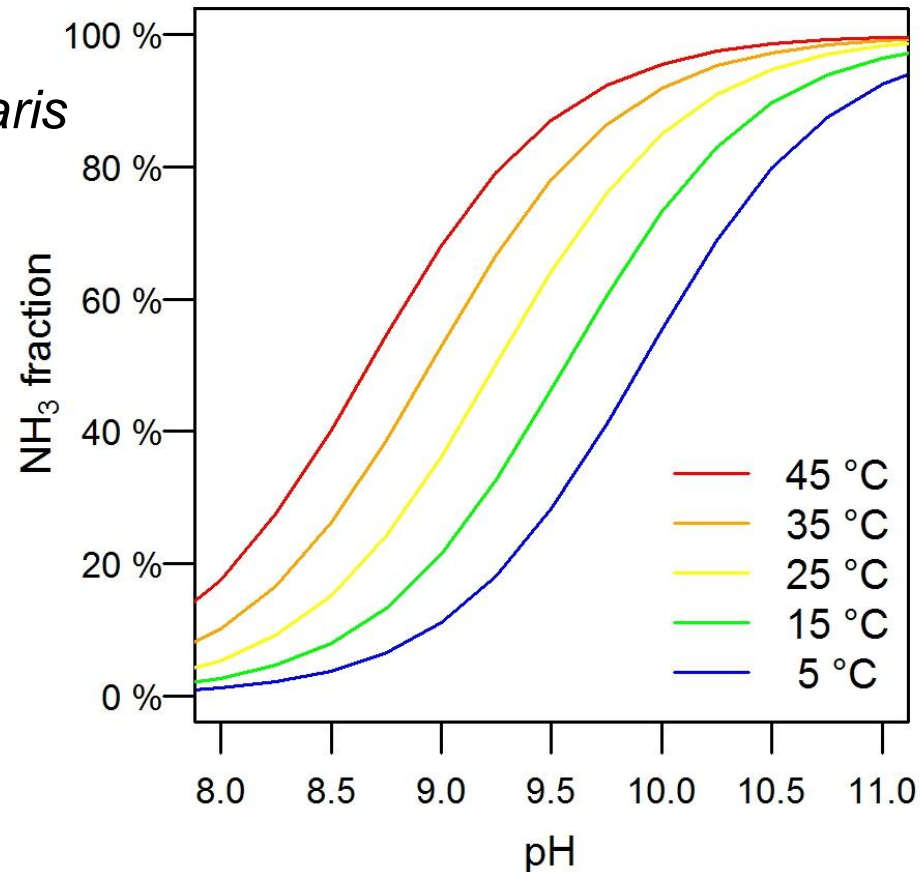
Background

- Faecal sludge as fertilizer
 - Contain N,P,K and org.matter
 - Increase food production
 - Reduce dependency on mineral fertilizers
 - 800 million people in chronic hunger
 - Unsafe water and sanitation: 3.7 % of total loss of Disability Adjusted Life Years (DALY)
 - Mal- and Undernutrition: 15.4 % of total DALY loss ³
 - Risk of transmission of diseases
 - Diarrhea and intestinal worms decrease uptake of nutrients from food
- *Need for faecal sludge treatment in terms of pathogen inactivation*



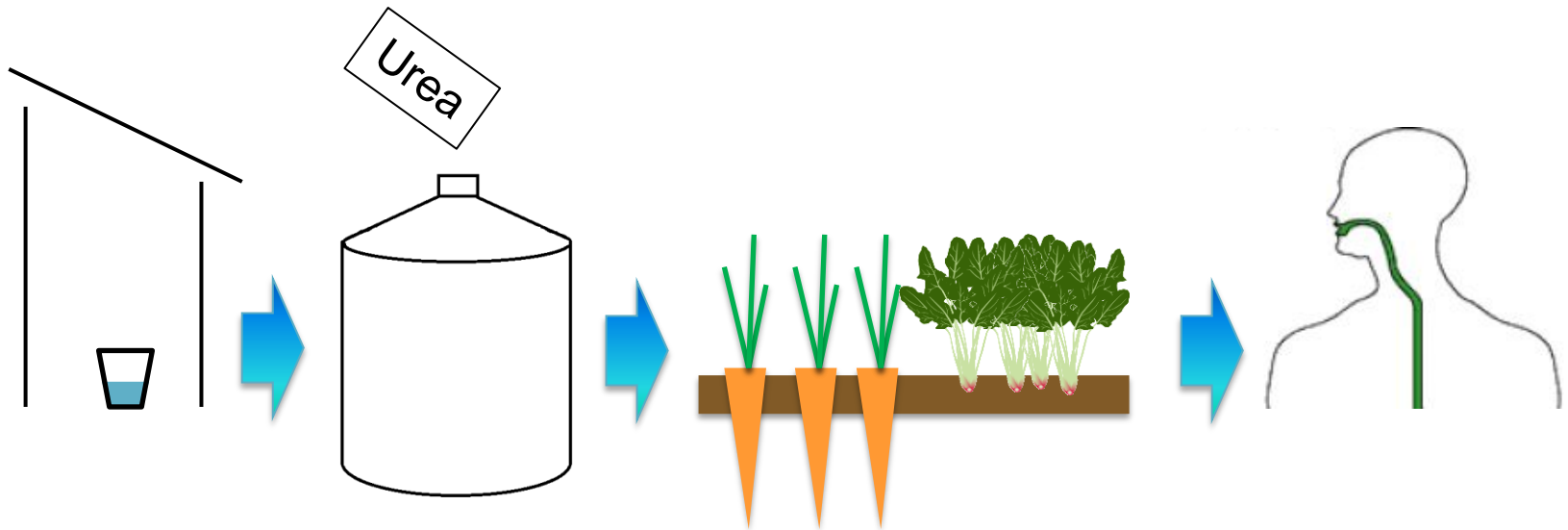
Ammonia sanitisation

- NH_3 inactivates:
 - Helminths eggs, e.g. *Ascaris*
 - Viruses
 - Bacteria
 - Protozoa
- Source of ammonia
 - Urine
 - Urea
- $\text{NH}_4^+ \rightleftharpoons \text{NH}_3 + \text{H}^+$
 - pH
 - Temperature
 - Other ions



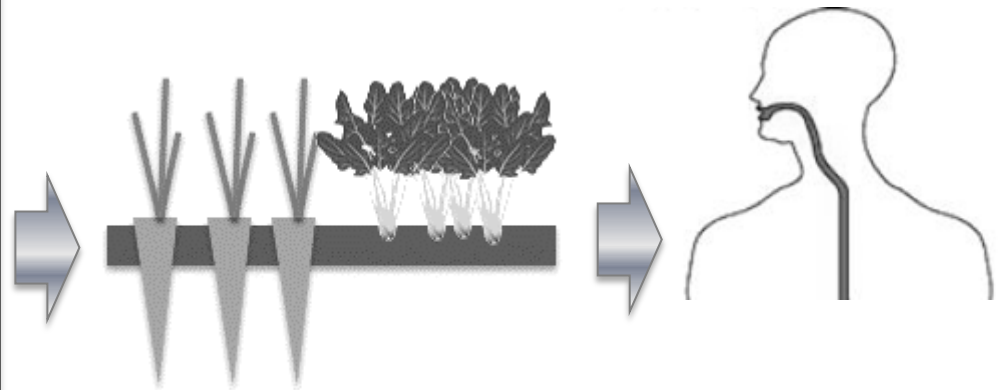
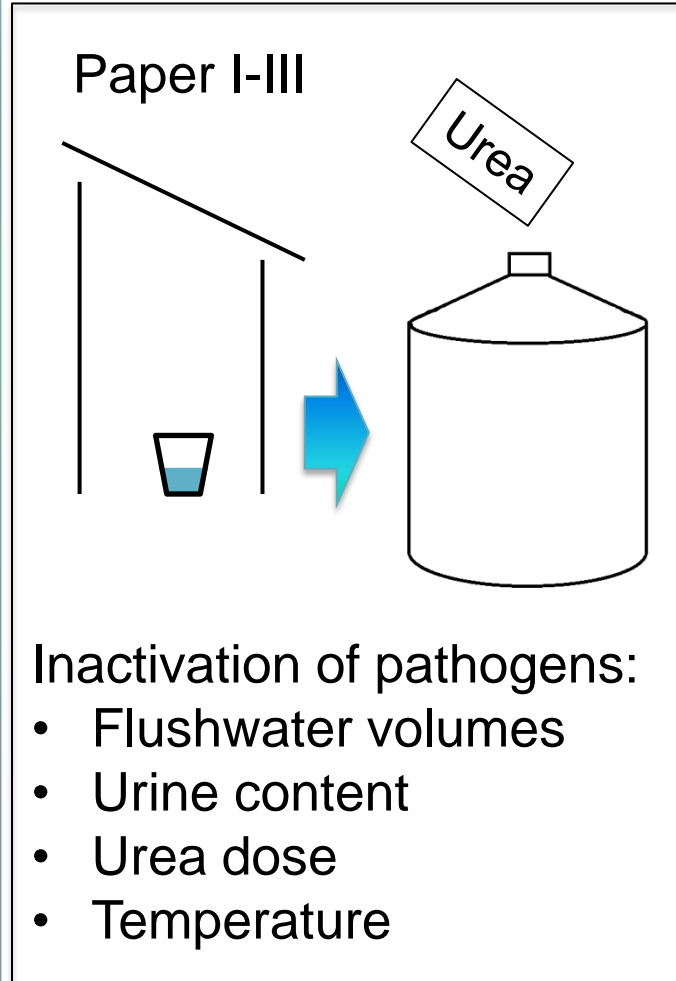
Overall aim:

Give treatment recommendations



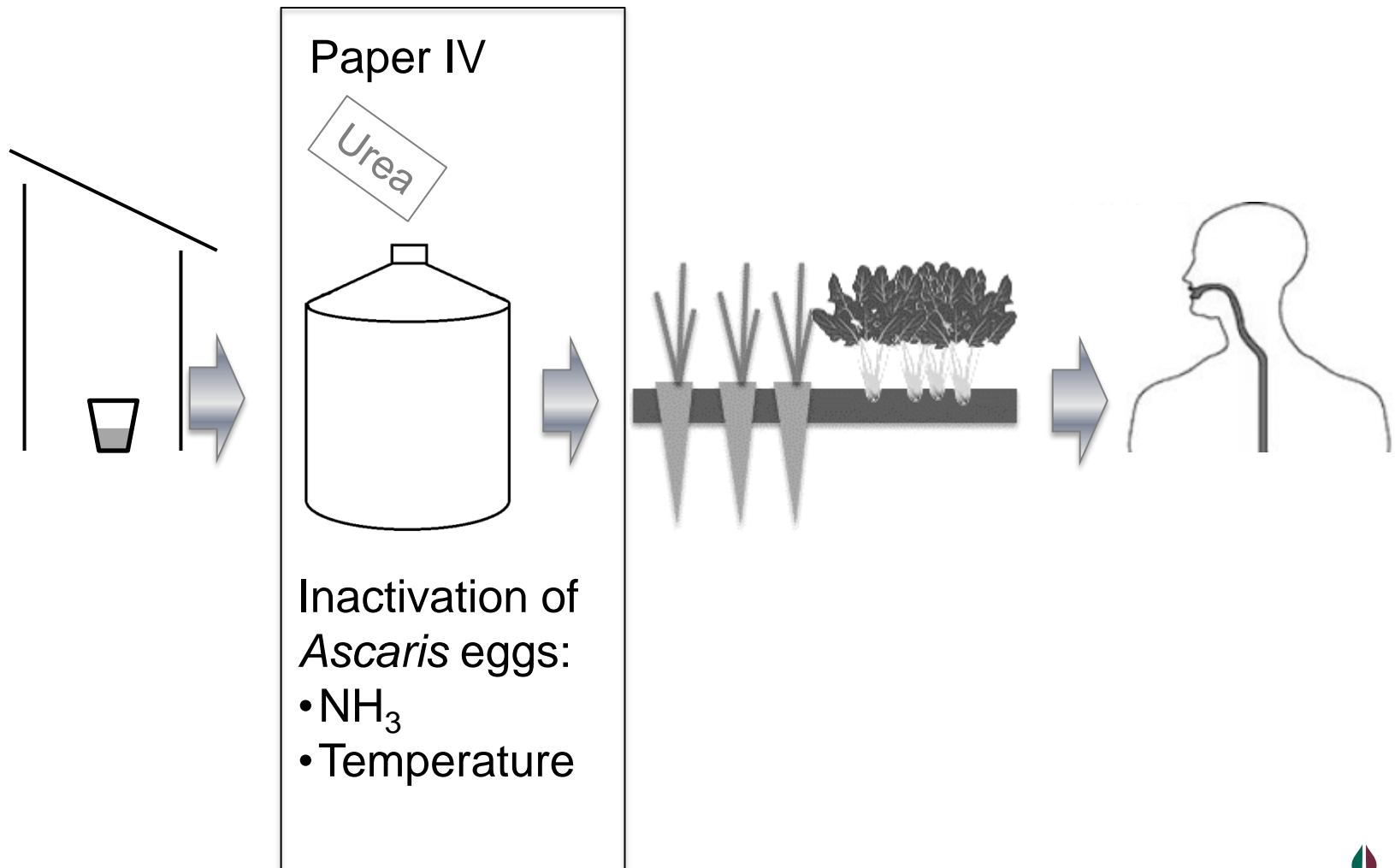
Overall aim:

Give treatment recommendations



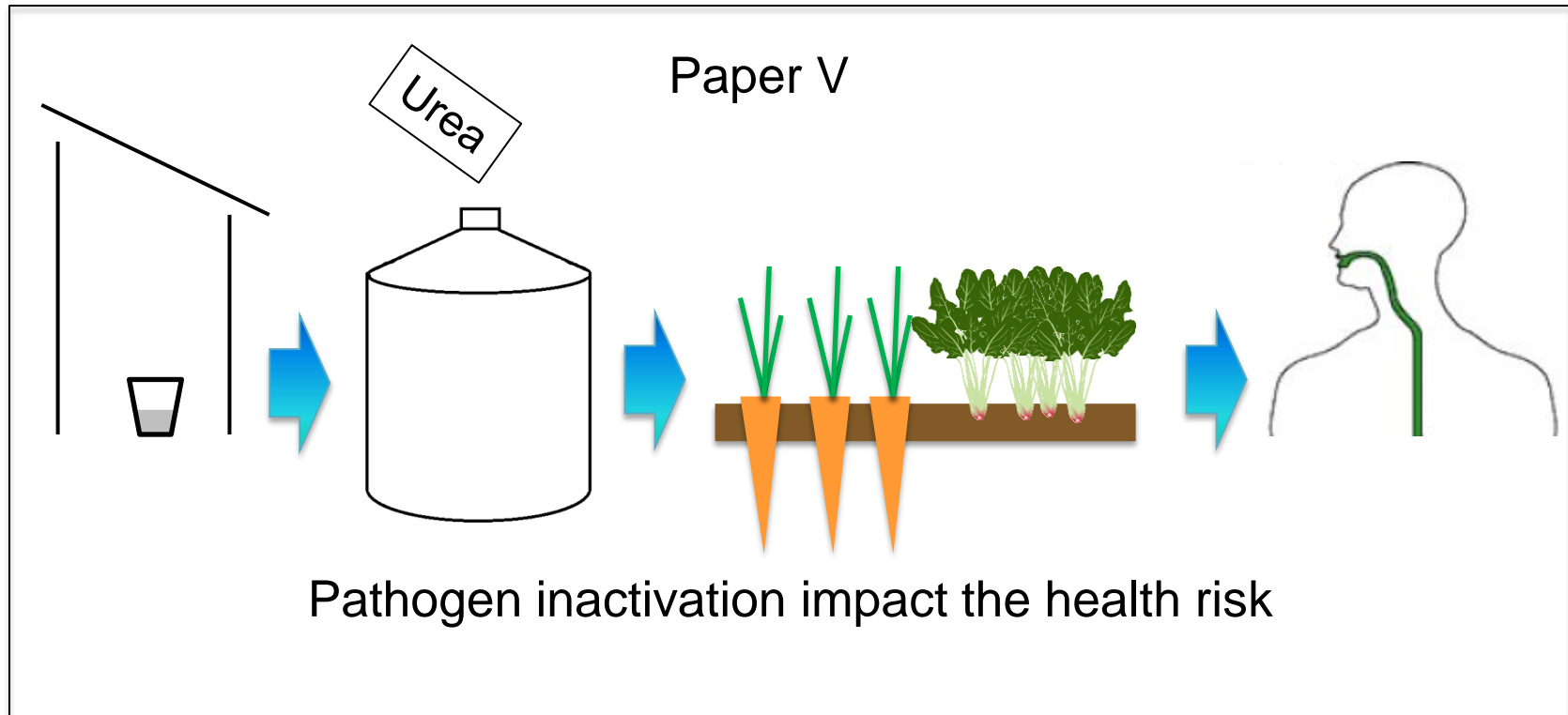
Overall aim:

Give treatment recommendations



Overall aim:

Give treatment recommendations

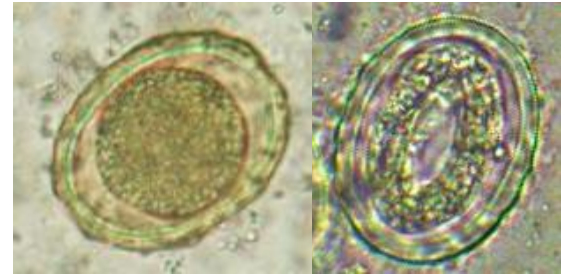


Lab studies

(Paper I-III)

Organisms studied

- Helminths
 - *Ascaris suum*
- Bacteria
 - *Salmonella Typhimurium*
 - *Enterococcus faecalis*
- Viruses
 - Reovirus
 - Adenovirus
 - PhiX174
 - MS2
 - 28B



Lab studies (Paper I-III)

Treatment	Temp.	Salmonella, Enterococcus, MS2, PhiX	Ascaris, reovirus, adenovirus, 28B	Treatment	Temp.	Ascaris, Salmonella	Reovirus, adenovirus
UDDT1/ UDDT2	10 °C	x	x	10 % A	32 °C	x	x
Vacuum 1	10 °C	x		0.4 % U	32 °C	x	x
Vacuum 2	10 °C	x		0.15 % U	32 °C	x	x
Vacuum 3	10 °C	x		0.05 % U	32 °C	x	
Vacuum 4	10 °C	x		No additive	32 °C	x	x
Vacuum 5	10 °C	x		1.5 % U	28 °C	x	x
Pour flush 1	10 °C	x		0.75 % U	28 °C	x	x
Pour flush 2	10 °C	x		0.4 % U	28 °C	x	x
UDDT1/ UDDT2	23 °C	x	x	0.15 % U	28 °C	x	x
Vacuum 1	23 °C	x		0.05 % U	28 °C	x	
Vacuum 2	23 °C	x		No additive	28 °C	x	x
Vacuum 3	23 °C	x		10 % A	23 °C	x	
Vacuum 4	23 °C	x	x	1.5 % U	23 °C	x	x
Vacuum 5	23 °C	x	x	No additive	23 °C	x	x
Pour flush 1	23 °C	x	x	3 % A	17 °C	x	
Pour flush 2	23 °C	x	x	1.5 % U	17 °C	x	x
UDDT1/ UDDT2	28 °C	x	x	0.75 % U	17 °C	x	x
Vacuum 1	28 °C	x		No additive	17 °C	x	x
Vacuum 2	28 °C	x		10 % A	10 °C	x	
Vacuum 3	28 °C	x		5 % A	10 °C	x	
Vacuum 4	28 °C	x	x	1.5 % U	10 °C	x	x
Vacuum 5	28 °C	x	x	No additive	10 °C	x	x
Pour flush 1	28 °C	x	x	10 % A	4 °C	x	
Pour flush 2	28 °C	x	x	5 % A	4 °C	x	
				1.5 % U	4 °C	x	x
				No additive	4 °C	x	x

Results – Inactivation, 28 °C

Toilet	Flush water Volume (l p ⁻¹ d ⁻¹)	Additives	5 log ₁₀ <i>Salmonella</i> (days)	3 log ₁₀ reovirus (days)	3 log ₁₀ <i>Ascaris</i> eggs (days)
Flush toilet	30	Urea 1.5%	1	12	15
Flush toilet	30	Urea 0.75%	2	21	25
Flush toilet	30	Urea 0.4%	3	33	39
Flush toilet	30	Urea 0.15%	283	33	No red.
Flush toilet	30	-	No red.	200	No red.
UDDT	0	-	1	6	24
Vacuum	2	-	2	11	19
Pour flush	6	-	16	20	42

Impact of temperature

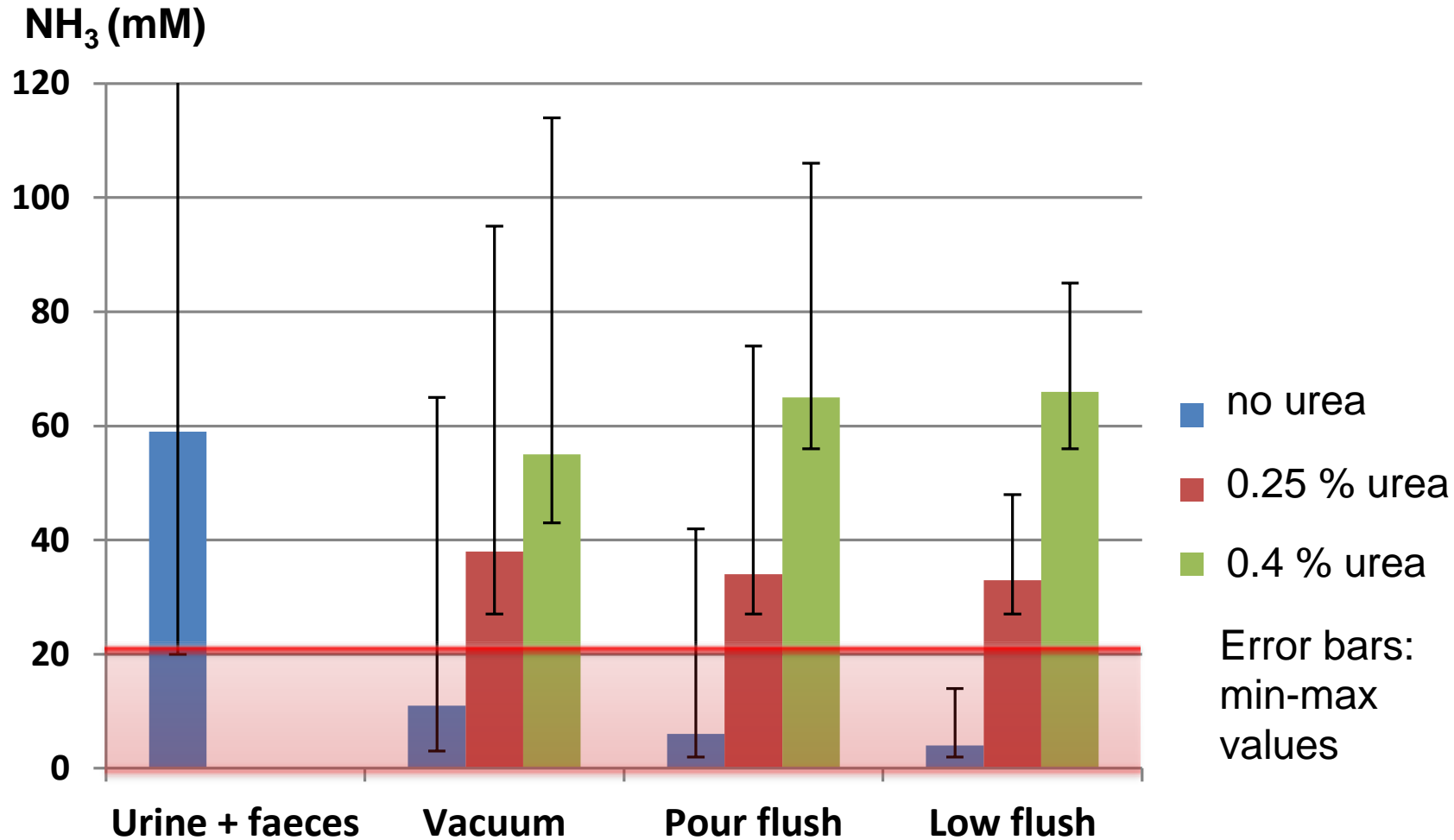
1.5 % urea

	Salmonella 5 log ₁₀ (days)	Reovirus 3 log ₁₀ (days)	<i>Ascaris</i> egg 3 log ₁₀ (days)
28 °C	1.0	12	15
17 °C	1.2	49	108
4 °C	2.4	182	No reduction

Is urine enough for pathogen inactivation?

- Estimation of sludge characteristics
 - Flush water consumption
 - Vacuum toilets
 - Pour flush toilets
 - Low-flush toilets
 - Ammonia concentration in urine
 - Amount of faeces
 - Toilet visits per day

Is urine enough for pathogen inactivation?



***Ascaris* egg inactivation model**

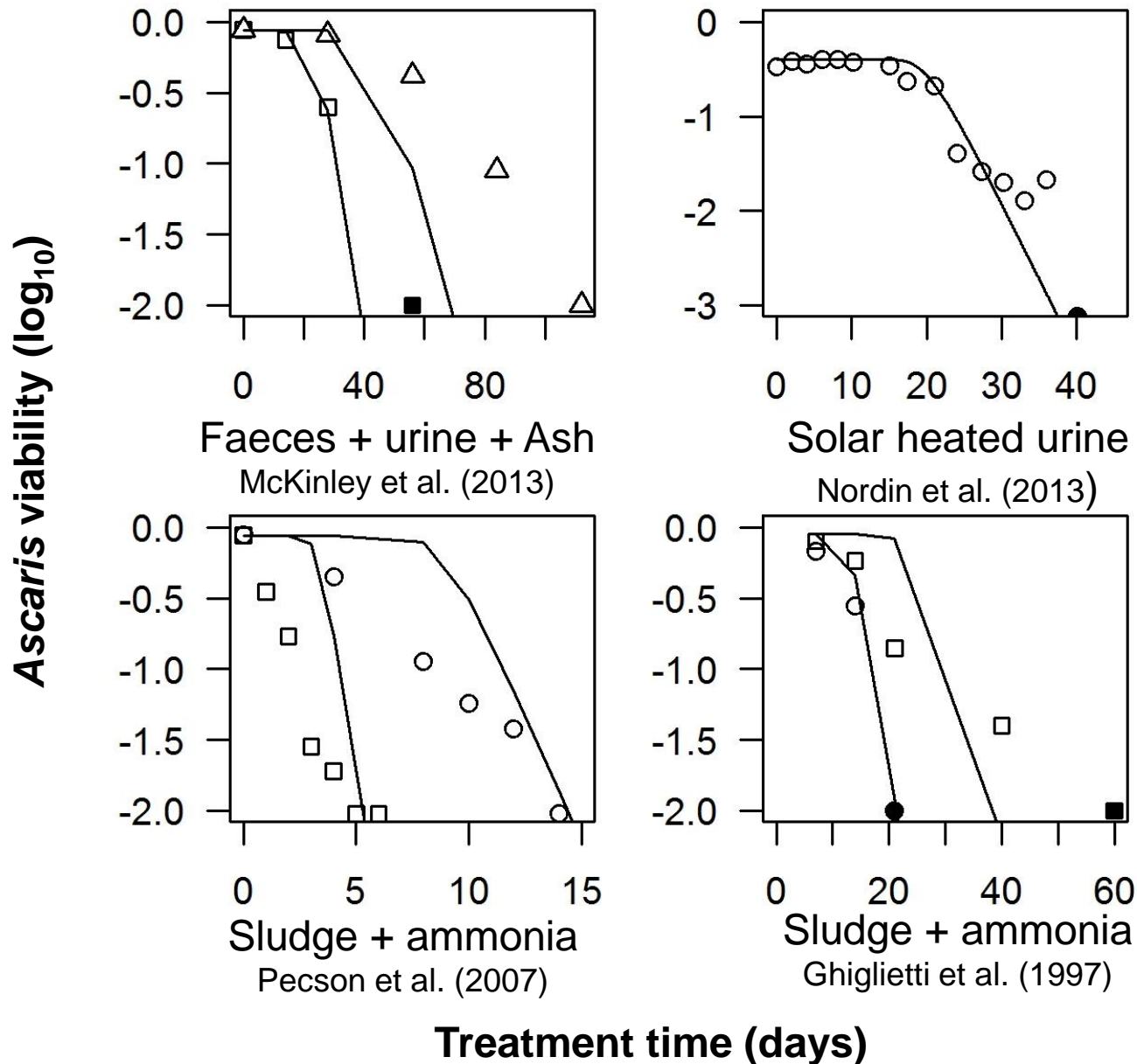
(Paper IV)

- Method:
 - Non-linear regression on data from 4 studies:
Paper I, Paper II, Nordin et al. 2009, Pecson et al. 2007
- Result
 - Prediction of treatment time required

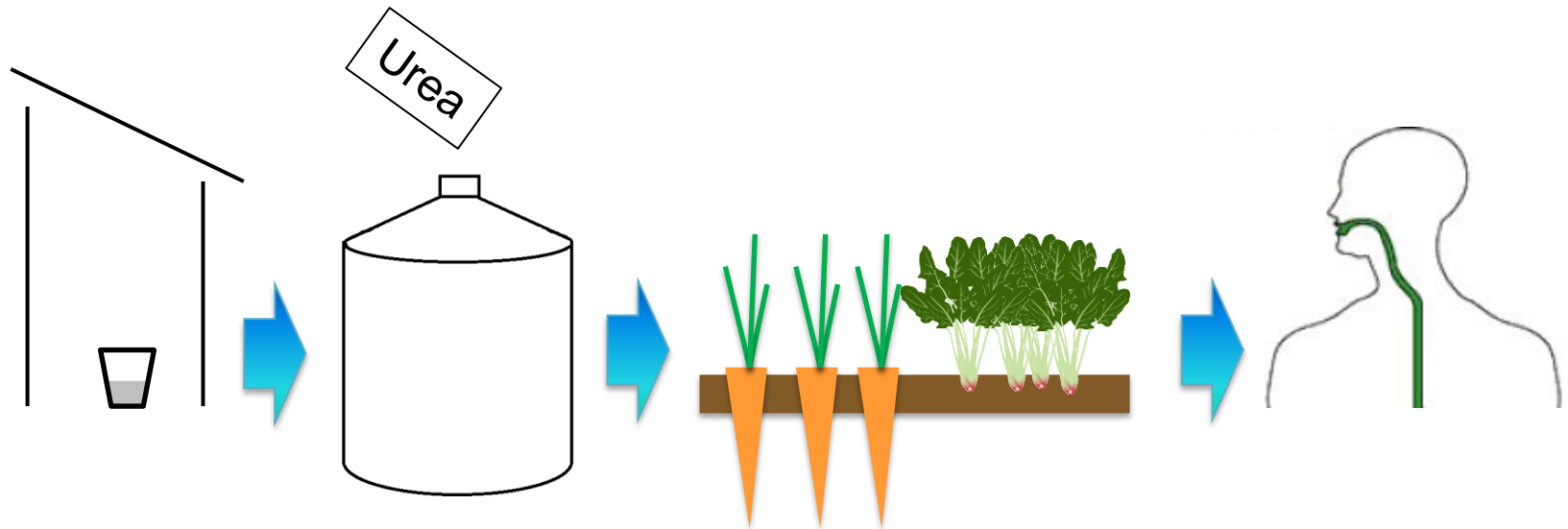
$$t = \frac{3.2 + LRV}{10^{-3.7+0.062 \cdot T} \cdot NH_{3,Pitzer}^{0.7}} \cdot 1.15$$

- Other factors:
 - Carbonate, CO_3^{2-}
 - Dry matter
 - pH

Ascaris model validation



Microbial risk assessment (Paper V)

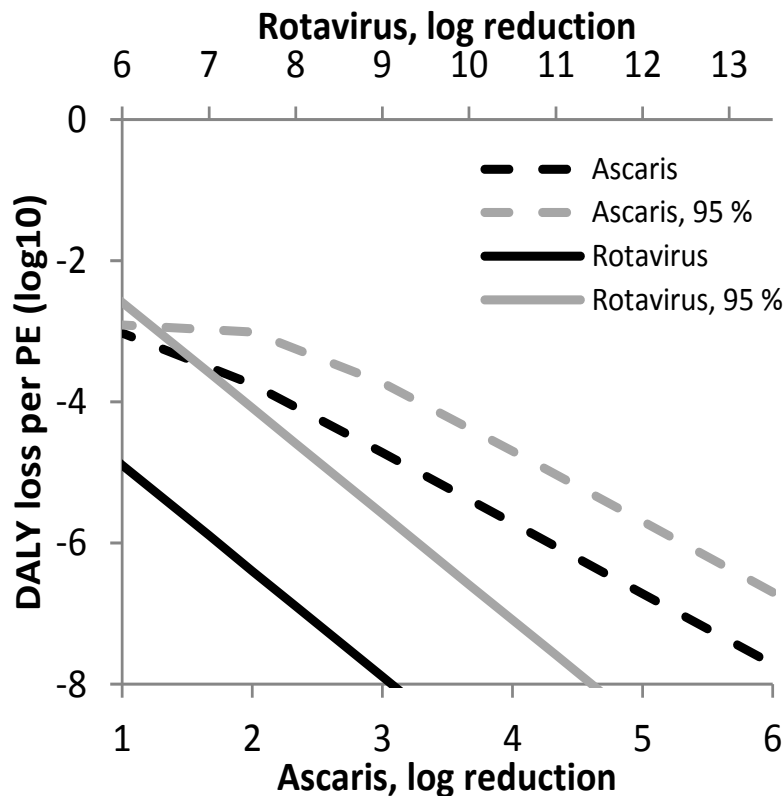


Inactivation required for acceptable median infection risk (10^{-6} DALY person⁻¹ year⁻¹):

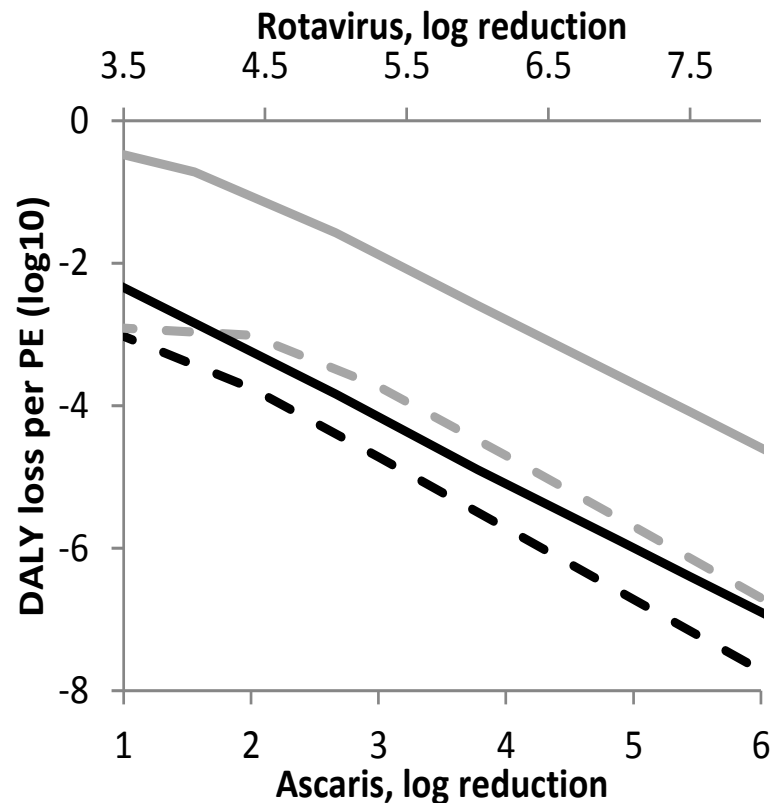
- *Ascaris*: 4.5 log
- Rotavirus: 7.5 log

Virus or *Ascaris* highest risk?

23 °C

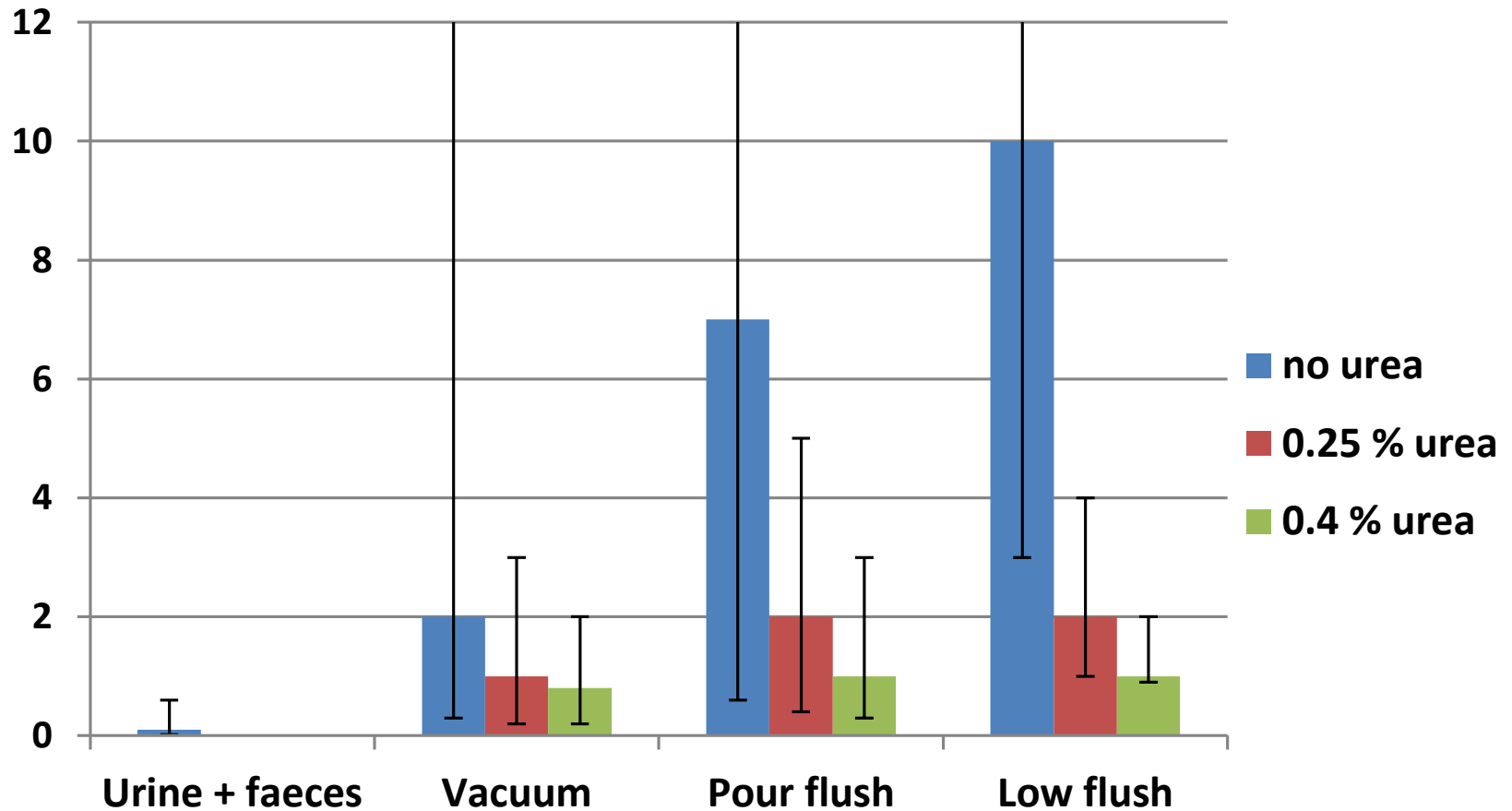


28 °C



Estimation of storage capacity required

m³ per person



Conclusions

- Monitoring of pH & total ammonia → NH_3
 - Should have at least 20 mM NH_3
 - Treatment time dimensioning with *Ascaris* model
- Models for rotavirus and adenovirus are inactivated faster than bacteriophages
- Viruses and *Ascaris* eggs represent the largest health risk, and require 7.5 and 4.5 log reduction for acceptable risk
- Mixing urine and faeces from UDDT toilets give sufficiently high NH_3 concentration for pathogen inactivation
- Low doses of urea is probably required for pathogen inactivation in faecal sludge from toilets using flushwater

Future studies and development

- Studies on full scale implementation:
 - How extensive monitoring is required?
 - Intrinsic NH_3 in sludge from different toilets
 - Time required for hydrolysis of urea
- Development of toilets using low or no volumes of water for flushing
- Modelling virus inactivation, distinguish between pH, NH_3 and other bases
- Studies on pathogen attachment to crop and removal during washing
- Inactivation of more pathogens, including more viruses, *Vibrio Cholera*, *Cryptosporidium*

Thanks for listening

- Supervisors
 - Björn Vinnerås
 - Håkan Jönsson
 - Ann Albihn
- Co-authors
 - Maria E. Magri
 - Annika Nordin
 - Brian Pecson
 - Kara L. Nelson
 - Jakob Ottoson
- Colleges

