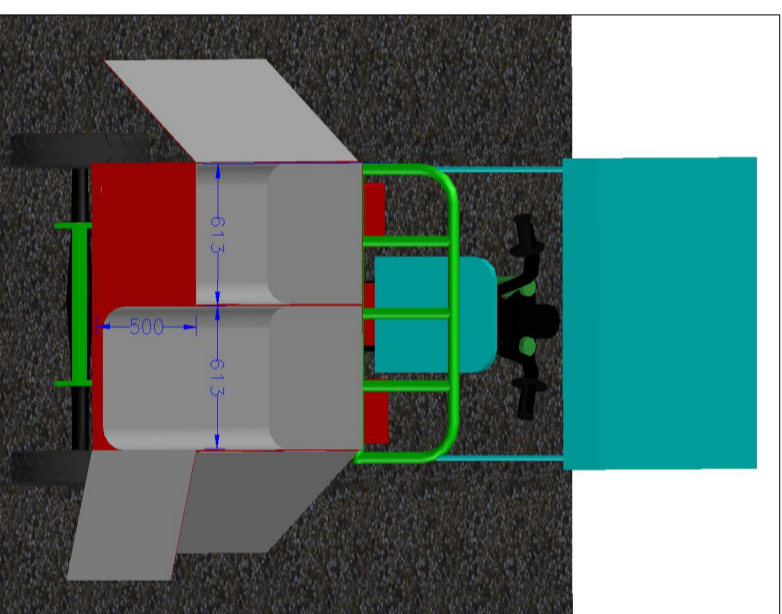
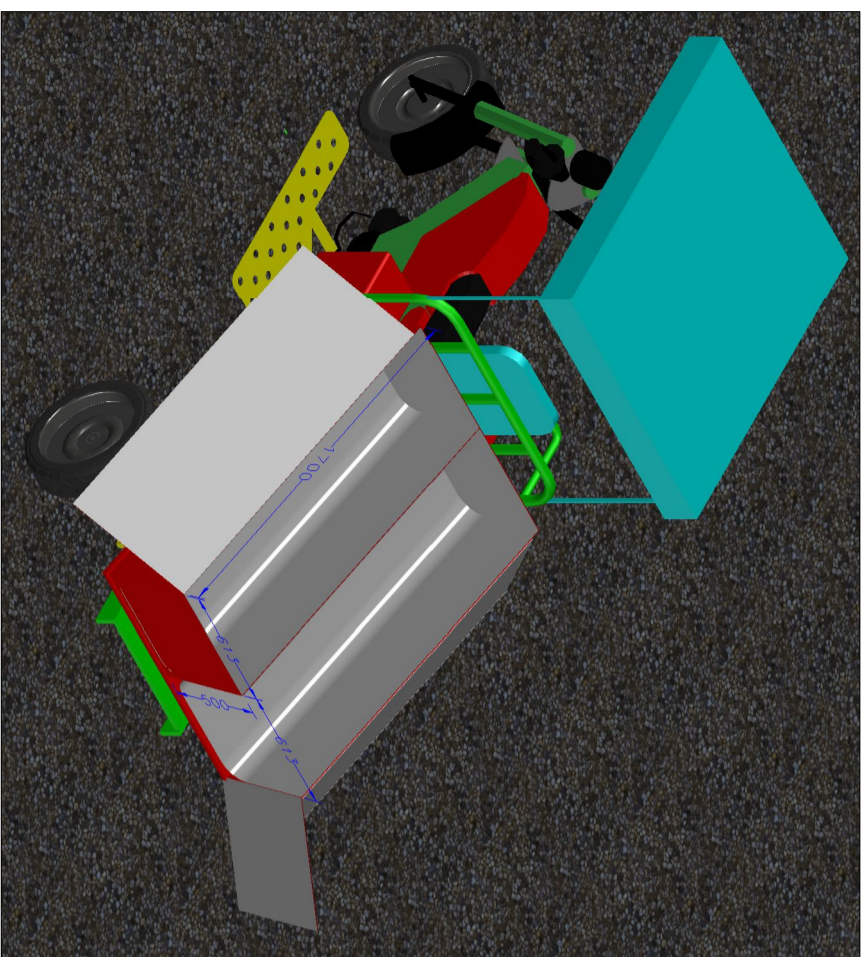
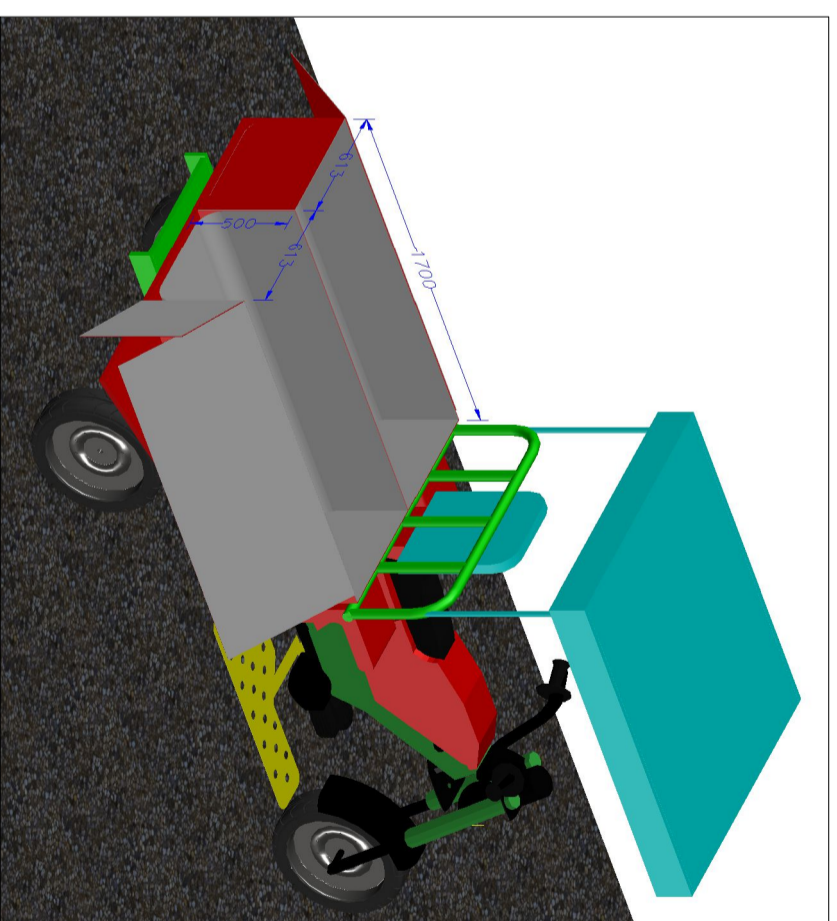
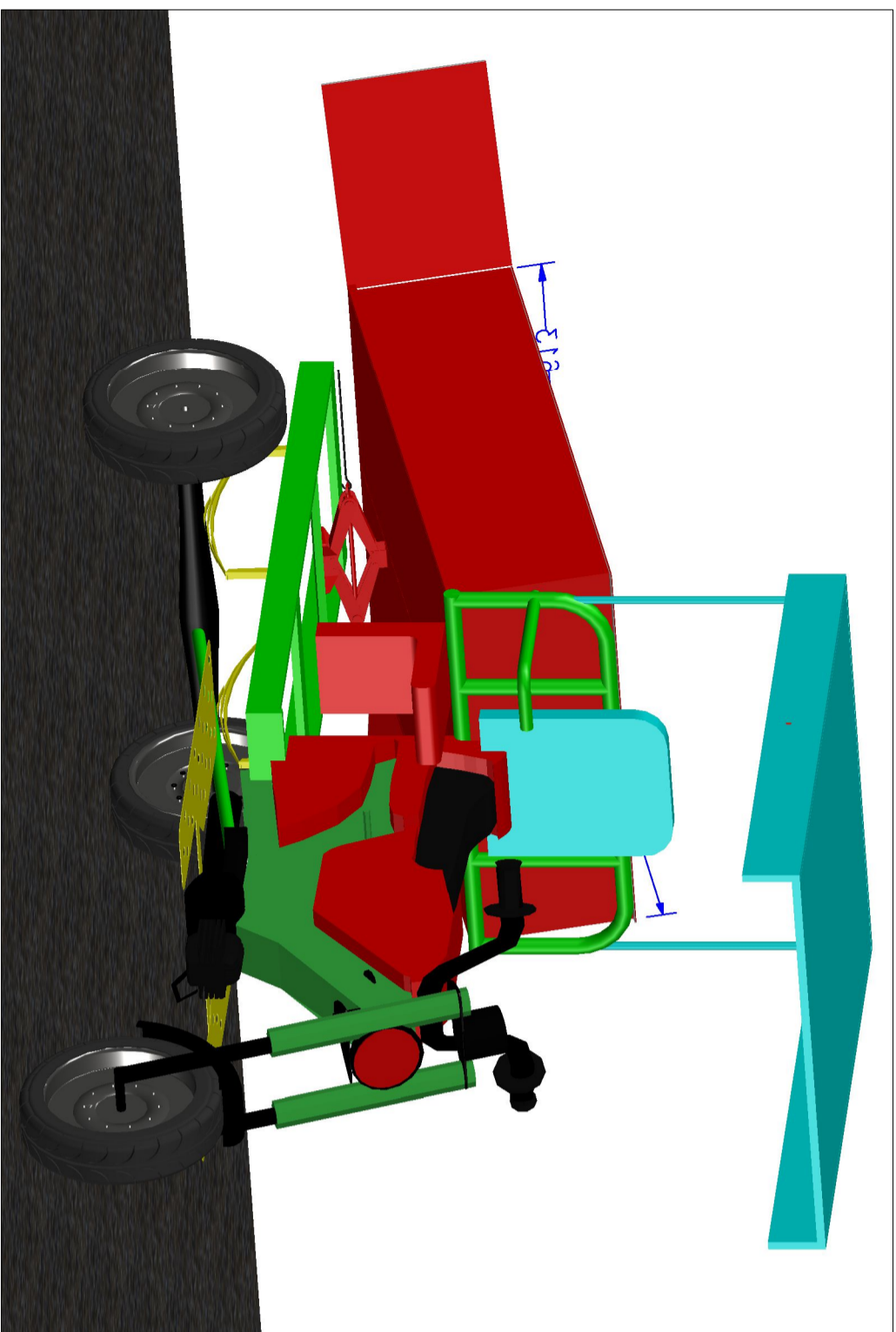


3 WHEELER UNIT (WITH MANUAL TIPPING CARGO CARRIER) FOR TRANSPORTATION OF DRY HUMAN EXCRETA WASTE



3 WHEELER UNIT SPECIFICATIONS

ITEM	DESCRIPTION
1. Engine	Displacement; 200cc Water Cooled
2. Start Model	Electric
3. Max Torque (N.m/r/min)	9.5N.m/(7000–8000)r/min
4. Drive	Shaft Transmission with normal car axle
5. Ground Clearance	180mm
6. Fuel Tank Capacity (L)	10–12 Litres
7. Fuel Consumption	35km/Litre
8. Front Suspension	Hydraulic Shock Absorbers
9. Rear Suspension	Leaf Spring
10. Tyre Size	Front: 5–12. Rear: 5–12
11. Cargo Deck	1700mmx1250mmx500mm (LxWxD) Cargo Deck to be lined internally with 4mm Fibre Glass. The carrier shall be in two compartments each with capacity of 0.5m ³ . Both compartments shall be lockable.
12. Load	1000Kg/1m ³
13. Brake Model	F/R Drum Brake
14. Mode of Tipping	Manual with modified 1.5 Tonnes scissor jack

SPECIAL FABRICATION REQUIREMENTS

- The main cargo carrier measuring 1700mmx1250mmx500mm, shall be made of steel and shall be divided into two along the length of the cargo carrier. The partitions shall be specially reinforced to ensure that hinged members do not suffer extra stresses.
- The cargo carrier shall have 2nr top covers and 2nr rear covers as shown. All the covers shall be lined internally with 4mm thick fibre glass and shall be lockable and tight.
- The steel cargo carrier shall be lined internally with 4mm thick fibre glass with sharp edges rounded at a radius of 150mm.
- A 2 Tonne scissor jack or suitable approved equivalent shall be incorporated within the body of the chassis to enable tipping of the cargo carrier. The cargo carrier should be hinged appropriately to enable tipping of 1 tonne load.