

Centralized vs. Decentralized Systems: Which is Which For You?

Dr. Markus Starkl

University of Natural Resources and Life Sciences, Vienna

Chair – IWA Task Group on Centralized and Decentralized Wastewater
Management in Developing Countries

IWA Fellow

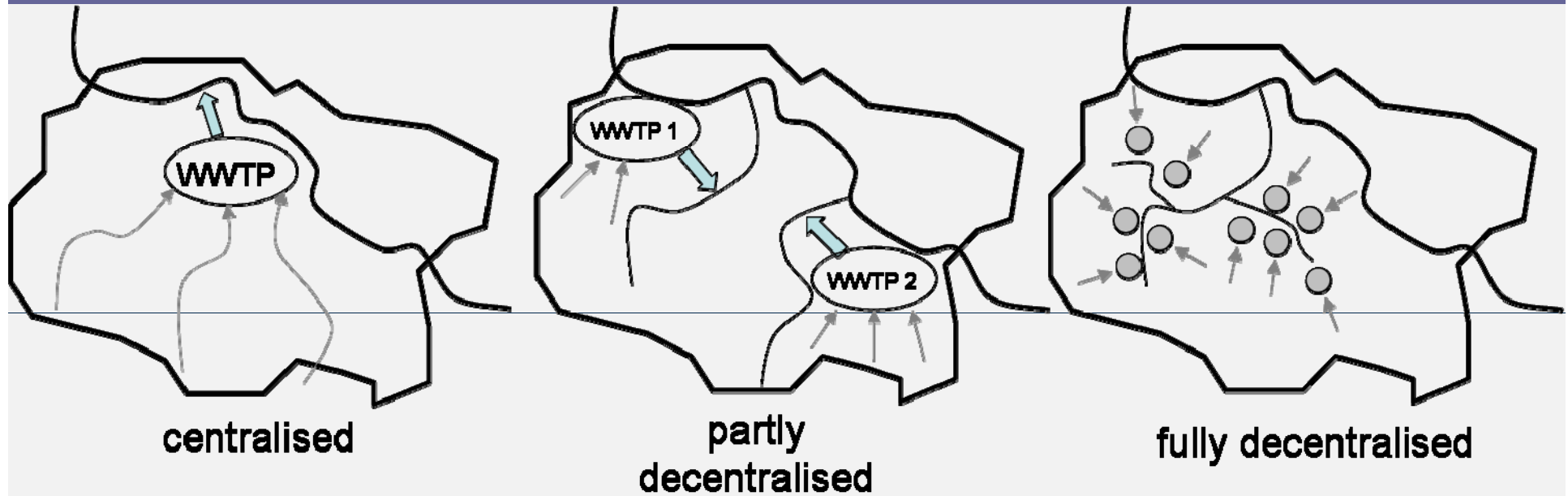
Content

- Definition
- Advantages and disadvantages
- Case studies
- Enabling conditions
- Funding and PPP
- Conclusions

**CENTRALIZED OR
DECENTRALIZED?**


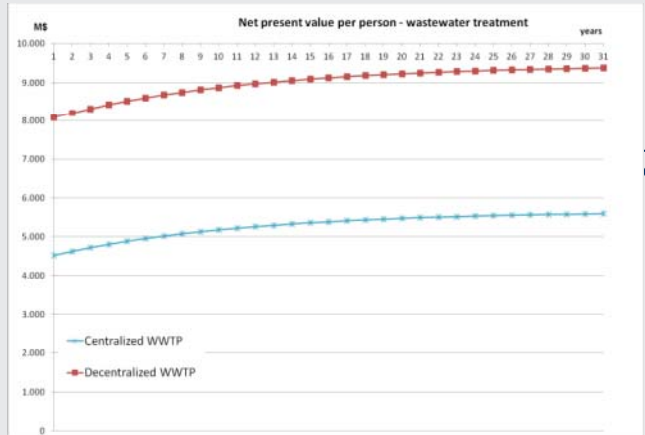


Definitions



- largest solution: whole catchment area, smallest solution: single households, decentralized solutions inbetween
- fully centralized solutions hardly existing, large scale vs. small scale decentralized system
- physical versus operational scale

Technical and economic aspects

	ADVANTAGES	DISADVANTAGES																																																																																																
Technical aspects	<ul style="list-style-type: none"> • high treatment efficiency of conventional treatment systems (C) • small (natural) treatment systems use less energy and less energy for pumping (D) 	<ul style="list-style-type: none"> • high energy consumption (C) • substantial pumping required (C) • larger solutions less flexible (C) • newly developed technologies may be less reliable (D) 																																																																																																
	<ul style="list-style-type: none"> • adaptation to local conditions possible (D) • reuse of wastewater and sludge easier to manage (D) • easier to pilot new technologies (D) 	<ul style="list-style-type: none"> • sludge handling more difficult in many small systems (D) 																																																																																																
Economic aspects	 <p>Decentralised treatment plants</p> <p>Connection to existing WWTP</p>	 <p>Net present value per person - wastewater treatment</p> <table border="1"> <caption>Net present value per person - wastewater treatment (M\$)</caption> <thead> <tr> <th>Year</th> <th>Centralized WWTP (M\$)</th> <th>Decentralized WWTP (M\$)</th> </tr> </thead> <tbody> <tr><td>1</td><td>4500</td><td>8000</td></tr> <tr><td>2</td><td>4800</td><td>8200</td></tr> <tr><td>3</td><td>5000</td><td>8400</td></tr> <tr><td>4</td><td>5100</td><td>8500</td></tr> <tr><td>5</td><td>5200</td><td>8600</td></tr> <tr><td>6</td><td>5300</td><td>8700</td></tr> <tr><td>7</td><td>5400</td><td>8800</td></tr> <tr><td>8</td><td>5450</td><td>8850</td></tr> <tr><td>9</td><td>5500</td><td>8900</td></tr> <tr><td>10</td><td>5550</td><td>8950</td></tr> <tr><td>11</td><td>5600</td><td>9000</td></tr> <tr><td>12</td><td>5650</td><td>9050</td></tr> <tr><td>13</td><td>5700</td><td>9100</td></tr> <tr><td>14</td><td>5750</td><td>9150</td></tr> <tr><td>15</td><td>5800</td><td>9200</td></tr> <tr><td>16</td><td>5850</td><td>9250</td></tr> <tr><td>17</td><td>5900</td><td>9300</td></tr> <tr><td>18</td><td>5950</td><td>9350</td></tr> <tr><td>19</td><td>6000</td><td>9400</td></tr> <tr><td>20</td><td>6050</td><td>9450</td></tr> <tr><td>21</td><td>6100</td><td>9500</td></tr> <tr><td>22</td><td>6150</td><td>9550</td></tr> <tr><td>23</td><td>6200</td><td>9600</td></tr> <tr><td>24</td><td>6250</td><td>9650</td></tr> <tr><td>25</td><td>6300</td><td>9700</td></tr> <tr><td>26</td><td>6350</td><td>9750</td></tr> <tr><td>27</td><td>6400</td><td>9800</td></tr> <tr><td>28</td><td>6450</td><td>9850</td></tr> <tr><td>29</td><td>6500</td><td>9900</td></tr> <tr><td>30</td><td>6550</td><td>9950</td></tr> <tr><td>31</td><td>6600</td><td>10000</td></tr> </tbody> </table>	Year	Centralized WWTP (M\$)	Decentralized WWTP (M\$)	1	4500	8000	2	4800	8200	3	5000	8400	4	5100	8500	5	5200	8600	6	5300	8700	7	5400	8800	8	5450	8850	9	5500	8900	10	5550	8950	11	5600	9000	12	5650	9050	13	5700	9100	14	5750	9150	15	5800	9200	16	5850	9250	17	5900	9300	18	5950	9350	19	6000	9400	20	6050	9450	21	6100	9500	22	6150	9550	23	6200	9600	24	6250	9650	25	6300	9700	26	6350	9750	27	6400	9800	28	6450	9850	29	6500	9900	30	6550	9950	31	6600	10000
Year	Centralized WWTP (M\$)	Decentralized WWTP (M\$)																																																																																																
1	4500	8000																																																																																																
2	4800	8200																																																																																																
3	5000	8400																																																																																																
4	5100	8500																																																																																																
5	5200	8600																																																																																																
6	5300	8700																																																																																																
7	5400	8800																																																																																																
8	5450	8850																																																																																																
9	5500	8900																																																																																																
10	5550	8950																																																																																																
11	5600	9000																																																																																																
12	5650	9050																																																																																																
13	5700	9100																																																																																																
14	5750	9150																																																																																																
15	5800	9200																																																																																																
16	5850	9250																																																																																																
17	5900	9300																																																																																																
18	5950	9350																																																																																																
19	6000	9400																																																																																																
20	6050	9450																																																																																																
21	6100	9500																																																																																																
22	6150	9550																																																																																																
23	6200	9600																																																																																																
24	6250	9650																																																																																																
25	6300	9700																																																																																																
26	6350	9750																																																																																																
27	6400	9800																																																																																																
28	6450	9850																																																																																																
29	6500	9900																																																																																																
30	6550	9950																																																																																																
31	6600	10000																																																																																																

C – centralized / D - decentralized

Social, financial and institutional aspects

	ADVANTAGES	DISADVANTAGES
Social aspects	<ul style="list-style-type: none"> • located far away from human settlements (C) 	<ul style="list-style-type: none"> • located near or within human settlements → odour, overflow, aesthetic issues (D) • public resistance (C,D)
Financial aspects	<ul style="list-style-type: none"> • smaller solutions affordable and faster to implement (D) • possibility of „staged development“ (C) 	<ul style="list-style-type: none"> • large investment required (C) • remote areas last to be connected (C)
Institutional aspects	<ul style="list-style-type: none"> • small number of treatment plants easier to manage (C) • management conducted by organizations with high capacity (C) 	<ul style="list-style-type: none"> • many small treatment plants difficult to manage (D) • remote unmanned facilities prone to theft and vandalism (D)

C – centralized / D - decentralized

Case studies: failure cases of small scale decentralized solutions



- Examples of failure cases:
 - constructed wetland, Mexico, 2004, 0.1 MLD
 - waste stabilization ponds, India, 2001, 0.5 MLD
 - constructed wetland, India, 1992, 0.5 MLD
 - anaerobic digester & reed bed, Sri Lanka, 2006, 0.05 MLD
- Reasons for failure:
 - frequent change of operators, poorly trained staff
 - no arrangement for O&M
 - lack of funds for O&M
 - treatment plant located in residential area (mosquitoes, rats)

Case studies: success cases of small scale decentralized solutions

- Examples of success cases:
 - constructed wetland, Mexico, 2005, 0.3 MLD
 - solid immobilised biofilter, India, 2004, 0.04 MLD
 - baffled septic tank, anaerobic filter and planted reed bed, India, 2010, 0.05 MLD
 - duckweed pond, India, 2004, 0.5 MLD
- Reasons for success
 - well trained, continuously working operator
 - contract with private company for O&M
 - community participation
 - communal use of side products (duckweed, fish, treated WW, communally used orange trees) and recovery of O&M costs with revenues
 - no energy required (gravity sewer)



Case studies: failure cases of large scale decentralized solutions

- Examples of failure cases:
 - waste stabilization ponds, India, 2001, 10 MLD
 - activated sludge process, Indonesia, 2004, 8 MLD
 - activated sludge process, Nepal, 2001, 17.3 MLD
- Reasons for failure:
 - no revenues from customers / high costs for operation
 - not sufficient knowledge of operators
 - not full use of capacity as not enough houses connected to sewer system
 - treated effluent not reused by farmers (e.g high salt content from industry)
 - responsibility (eg. sewer and WWTP) shared between too many institutions



Case studies: success cases of large scale decentralized solutions



■ Examples of success cases:

- Waste stabilization ponds, India, 2001, 14.5 MLD
- Waste stabilization ponds, Indonesia, 2004, 10 MLD
- Biofiltration and ASP, China, 2006, 300 MLD
- Tertiary treatment plant, India, 2012, 40 MLD

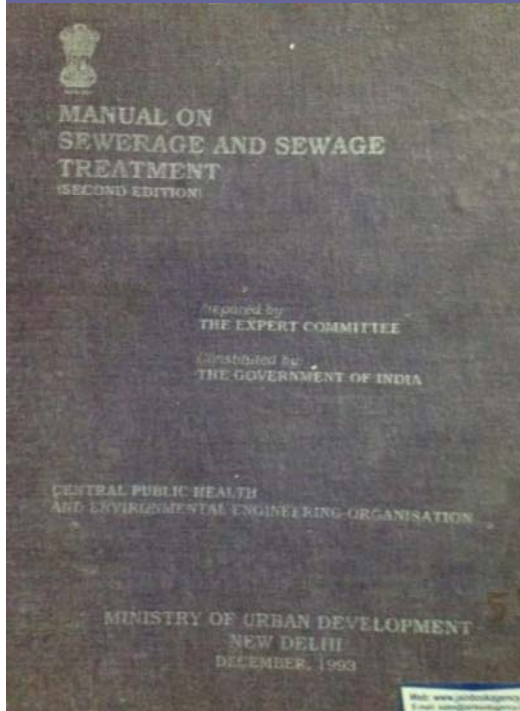
■ Reasons for success :

- PPP facilitates outcome-based monitoring
- wastewater bill combined with water bill (30% of tariff)
- lab within WWTP premises and competent staff for monitoring
- economic benefit: reuse of treated by nearby industry, farmers or hotels

Enabling conditions



Enabling conditions: policies and incentives I



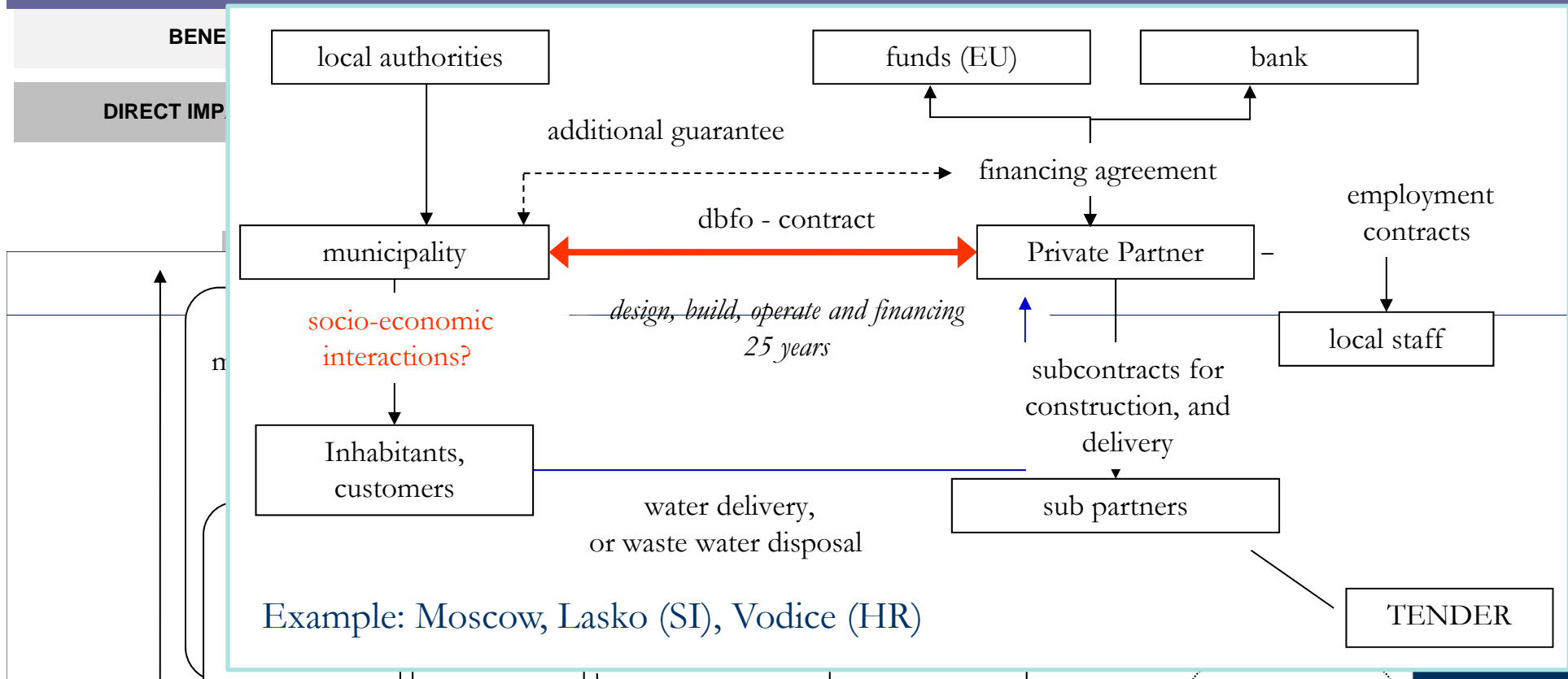
- small scale solutions:
 - laws and regulations need to be reviewed with respect to their compliance to the needs of decentralised technologies
 - Open software for decision support?
 - UNESCO Hydro Open Software Initiative (www.hope-initiative.net)
 - provisions need to be made to ensure continuity in the local knowledge required for O&M → support of community based organizations
- large scale solutions:
 - cost sharing incentive for centralised systems
 - land availability in densely populated urban areas limitation for large scale WWTP → consideration in urban development and land use plans

Enabling conditions: policies and incentives II

- all types of decentralised solutions
 - policies should make follow up and monitoring mandatory also years after implementation
 - definition of roles and responsibilities of institutions with respect to financing, implementing and monitoring/control of infrastructure as well as for cost recovery is required
 - BAT concept
 - incentives to implement treatment systems with e.g. lower energy requirements, lower space requirements, potential for reuse of side products:
 - direct benefits: e.g. higher percentage of funding
 - indirect benefits: e.g. lower property tax



Funding and PPP



Innovative recovery of O&M costs: Case study India (baffled septic tank, anaerobic filter and planted reed bed, India), peri-urban slum community, 0.05 MLD, 2010

- implemented in cooperation with tourism project („Mughal Heritage Trail“)
- revenues from tourism project used to pay tour guides and operators of WWTP



Conclusions

- Which scale is optimal needs to be identified in a detailed assessment considering a variety of aspects (in particular non-technical aspects such as environmental, financial, social and institutional ones)
- recycling, reuse and energy recovery should be integral to all scales
- in general, a lack of data on actual performance of decentralised plants is observed: need for better documentation and evaluation of existing decentralized plants
 - EC FP7 and GOI/DST funded project “Supporting consolidation, replication and up-scaling of sustainable wastewater treatment and reuse technologies for India” will document and evaluate existing technologies in India



THANK YOU!