



Workshop
System development

22-02-2011




Program Feb 22

- › 09:00h Welcome by Gert de Bruijne (Waste)
 - › Workshop planning
 - › Where were we, where do we stand, where do we go?
- › 09:30h Latest experiences:
 - › 09:30h Andy Bastable (Oxfam GB)
 - › 09:55h Julien Eyrard (ACF)
 - › 10:20h William Carter (IFRC)
 - › 10:45h Do's & Don'ts
- › 11:00h Break Coffee & Tea
- › 11:15h Questionnaire by Atto Harsta (Aldus)
 - › Targets and commitment




Program Feb 22

- › 11:45h System life cycle by Olivier Lauteslager (Aldus)
 - › Proces phases, functionalities and issues
 - › Select key issues for creative session
- › 12:15h The Sanitation Decision Support Tool
 - › Presentation by Mark Westra (Waste)
- › 12:30h Discussion design brief by Atto Hartsa (Aldus)
 - › What are we developing?
- › 13:00h Lunch
- › 14:00h Creativity session in 3 groups
 - › 14:00h Creative group solutions for different process phases




Program Feb 22

- › 16:00h Morphological mapping in 3 groups
 - › Creating functional concept combinations
- › 17:00h Group result presentation
- › 17:30h Relaxation
- › 18:00h Dinner




Program Feb 23

- › 09:00h Program
 - › Evaluating targets
- › 09:15h SMART requirements
 - › Explanation & example
- › 09:30h Determine product requirements in 2 groups
 - › Main product challenge
 - › Requirements following CPP
 - › Prioritize requirements
- › 11:00h Break Coffee & Tea



Program Feb 23


- › 11:15h Development process Atto Harsta (Aldus)
 - › Phases, planning and results
- › 11:30h Organisational Model
 - › Project management, financing, business model
- › 12:30h Conclusions by Gert De Bruijne (Waste)
- › 13:00h Lunch
- › 14:00h Presentation of submitted proposals
 - › S(p)eed kit by Guy Buyle
 - › Waste & Rescue by Ase Johannessen
 - › Flexible response (Gates) by Gert de Bruijne
- › 16:00h End of program



Welcome:

- › Where were we?
 - › Stoutenburg session 2009
- › Where are we?
 - › Experiences, results & challenges
 - › Aldus building innovation
- › Where do we go? By Olivier Lauteslager (Aldus)
 - › 2011 session; what can we expect?
 - › What is our goal?

Where were we? Stoutenburg 2009



Rapid latrine concept

plywood

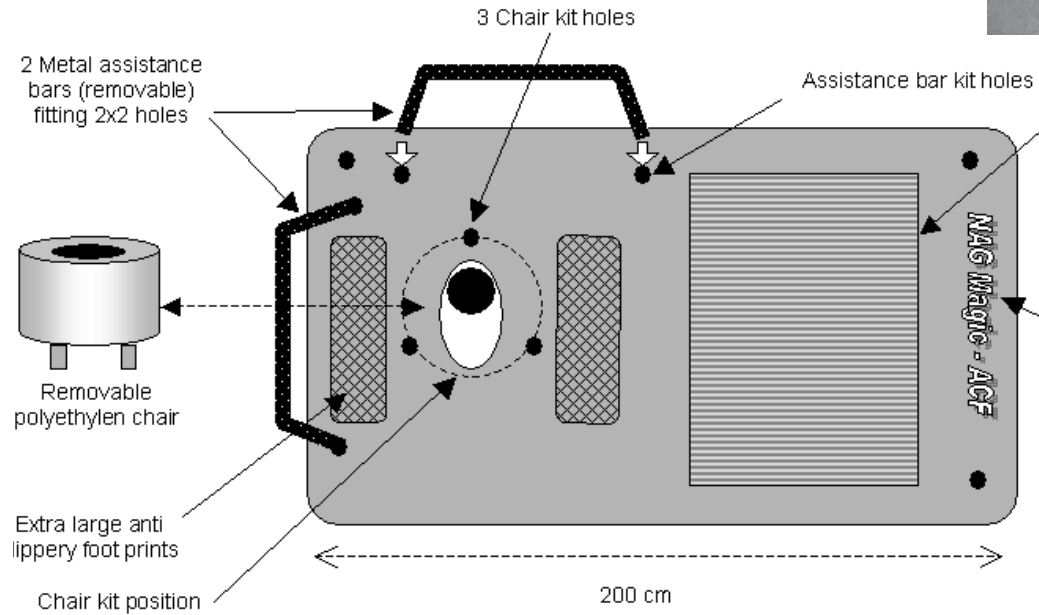

foam



plastics

Where were we? Stoutenburg 2009


- > Disability issues




Disabled people emergency latrine slab draft proposition

Where were we? Stoutenburg 2009


- > NAG concept






Where were we? Stoutenburg 2009

- › Reviewing different examples
- › Discussing different (context) issues:
 - › Population density
 - › Children use
 - › Disability use
 - › Ecological sanitation
- › Result: Product (ESP) Specification List

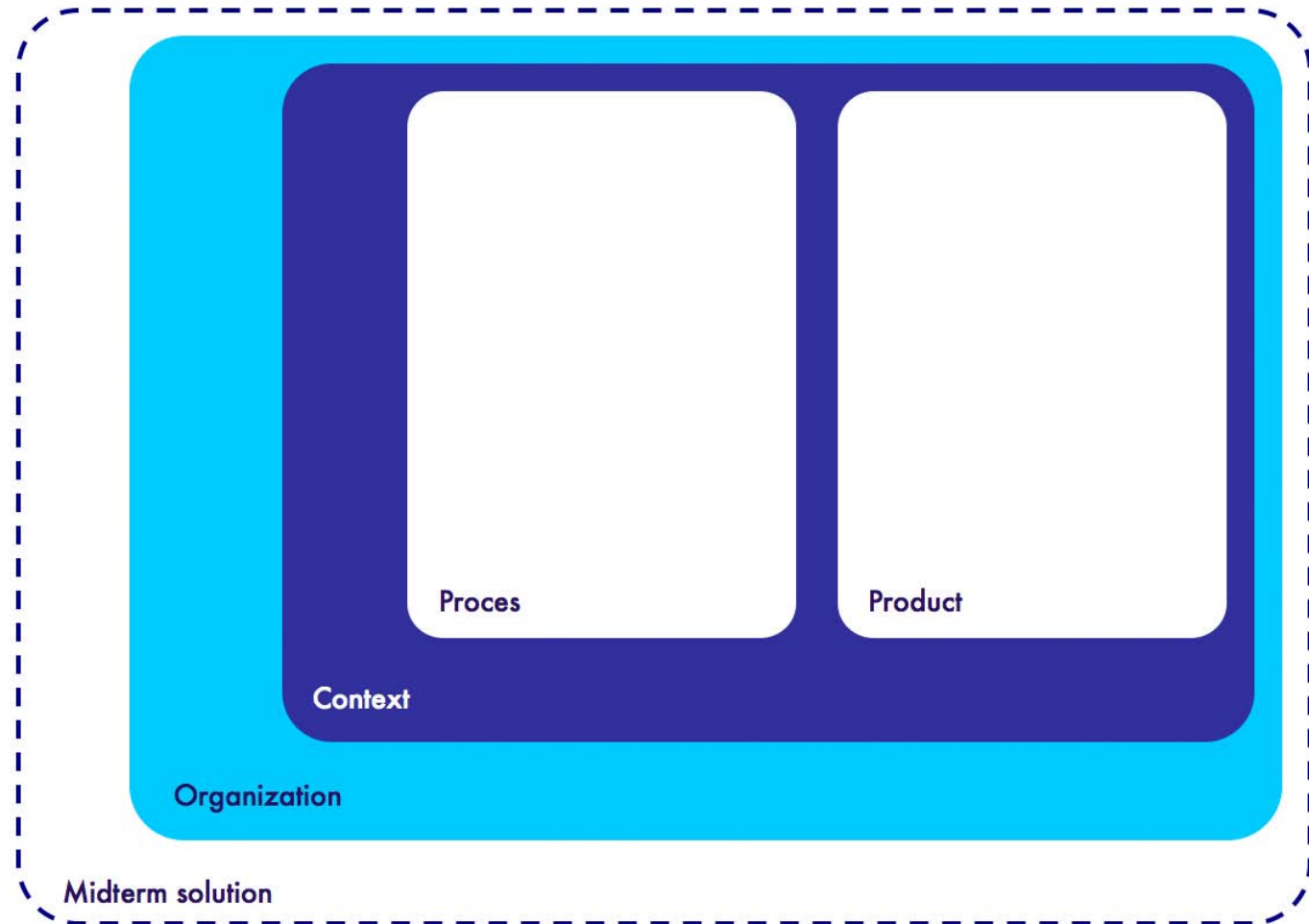



Where are we?

- › Latest emergency intervention experiences
- › No organized Stoutenburg follow-up so far
- › Different other initiatives
- › Introduction Aldus

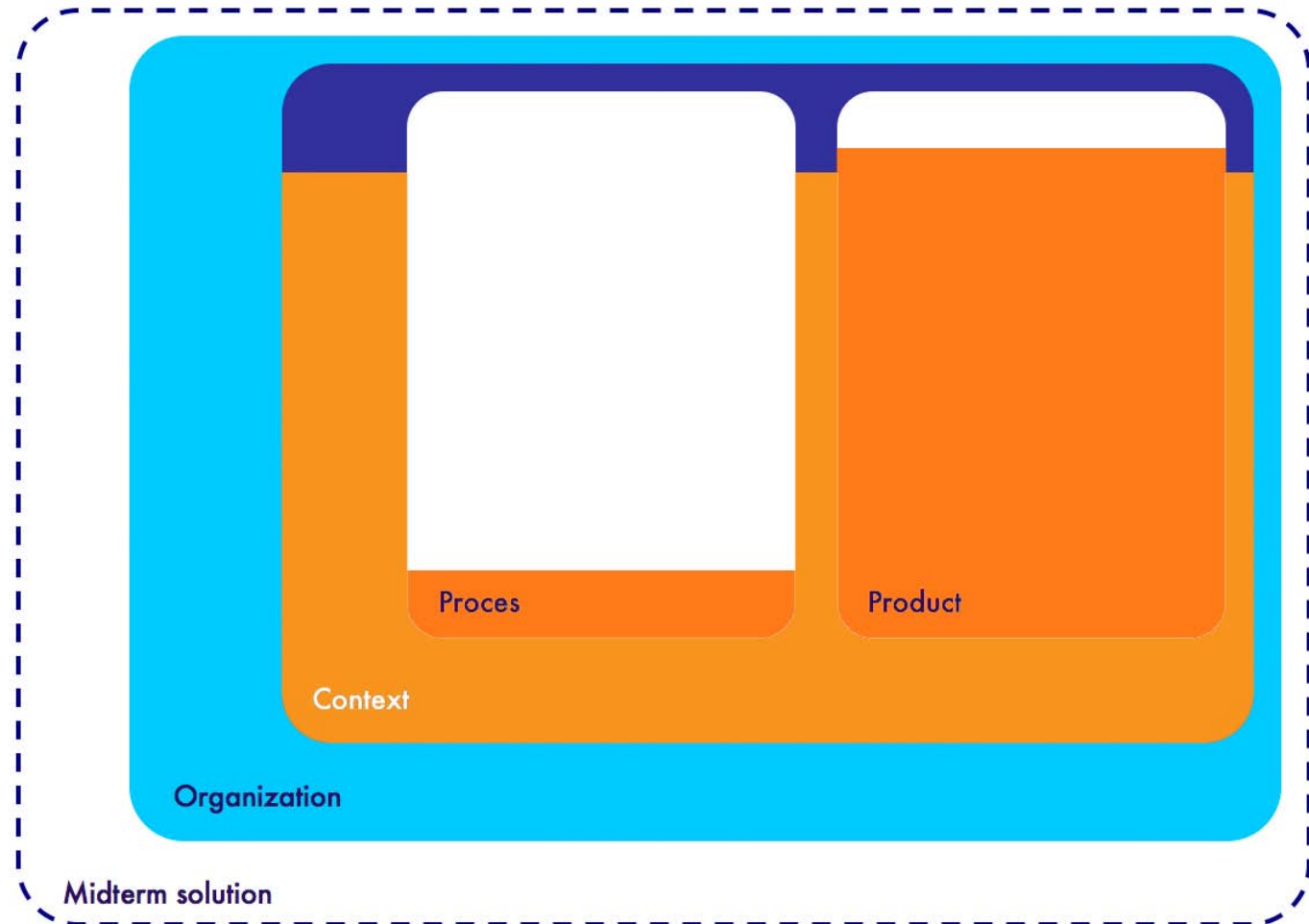



Where do we go? An integrated solution!



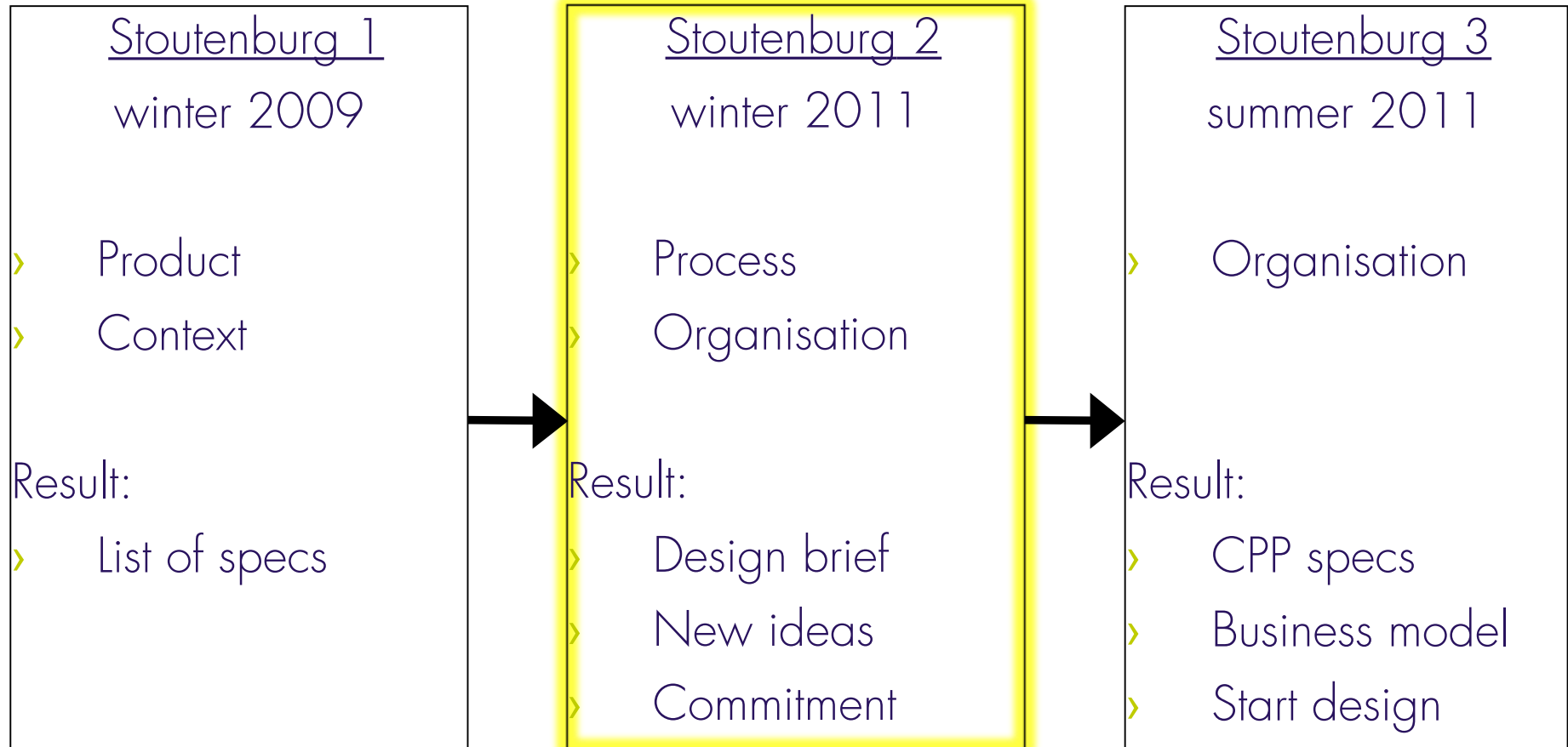



Where do we go? An integrated solution!






Where do we go? (proposal Aldus)






Where do we go?

- › Goal of Stoutenberg 2:
 - › Common understanding on design brief
 - › New ideas as input for development phase
 - › Define commitment and organisation for next steps
- › Aldus is your process facilitator
- › Participants are responsible for input and results
- › Theme: Emergency sanitation & Serious fun 😊




Latest Experiences

- › 09:30h Andy Bastable (Oxfam GB)
- › 09:55h Julien Eyrard (ACF)
- › 10:20h William Carter (IFRC)
- › 10:45h Do's & Don'ts
 - › Your opinion and recommendations




Questionnaire:

- › 1. Desired outcome of this development session?
- › 2. What kind of commitment is your organisation prepared to offer? In terms of information input, employee involvement and financing?
- › 3. Are you prepared to make compromises when cooperating with other organisation? On what terms?




System Life Cycle (Process)

- › Presentation; phases, functionalities and issues
- › Complete additional process steps
- › Select key process issues for creative session
- › Specify key process issues



The Sanitation Decision Support Tool (Context vs Product)

- › Presentation



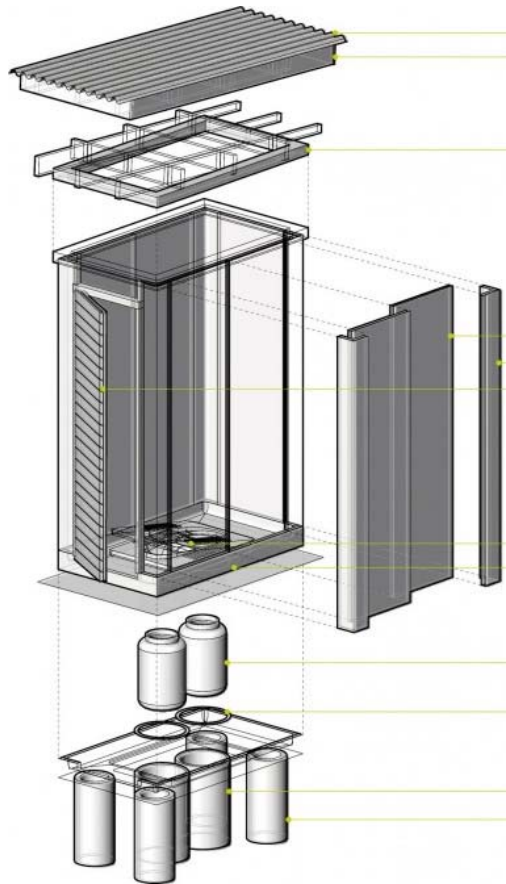
The Design Brief:

Solution type:

- › Immediate respons (direct emergency aid) ✘
- › Medium term (organisation in place) ✔
- › Long term (after agencies leave) ✘

CPP combination:

- › Context
- › Process
- › Product



Immediate solutions



Medium term solutions




- > 100% prefabricated
- > Partially prefabricated




Long term solutions

- > Safisana



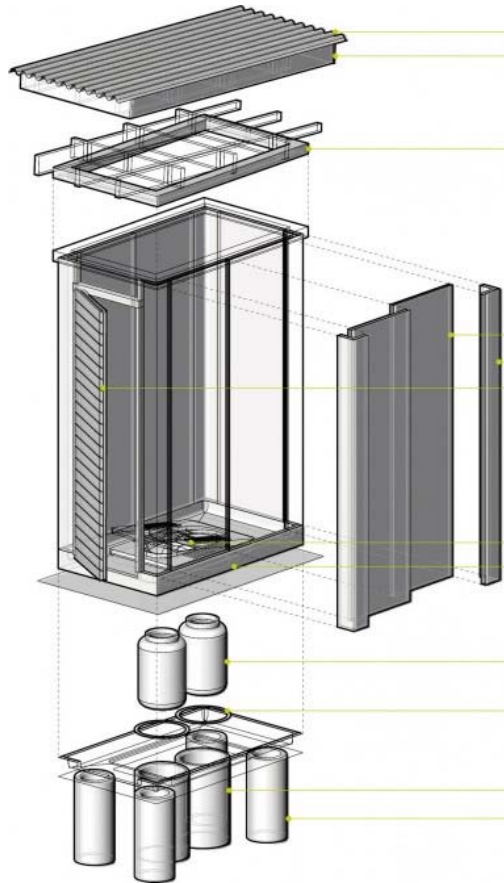
- > Ecosan




The Design Brief:

CPP combination:

- > Context
- > Process
- > Product





Design Brief: (Discussion example)


Develop new Emergency Sanitation System(s) for:

- › medium term emergency assistance
- › 80% of the victim population, adjustable to 95% (context)
- › For all parts and cultures of the world (context)
- › Suitable for all soil types and water levels (context)

which is:

- › partially prefabricated, widely obtainable, No IP (product)
- › locally finished, assembled and re-use-able (process)

In accordance with the following requirements:




Creativity session Introduction:

Introduction

- › Brain dumping
- › Associating game

Rules for creative sessions:


- › Postpone judgement No criticism!
- › Quantity above quality
- › The weirder the better
- › Use other ones ideas to associate
- › No copyrights



Creativity session Part 1:

Selected key issues (3)


- › Generating solutions
 - › Associating subject 1 (superhero technique)
 - › Associating subject 2 (direct analogy technique)
 - › Associating subject 3 (process sabotage)
- › Selection of best solutions



Creativity session Part 1:

Selected key issues (3)

- › Generating solutions
 - › Associating subject 1 (superhero technique)
 - › Associating subject 2 (direct analogy technique)
 - › Associating subject 3 (process sabotage)




Creativity session Part 2:

Morphological Mapping


- › Choose priority specification
- › Creating combinations of partial solutions
- › Selection of best combinations

Presenting results




Program Feb 23

- › 09:00h Program
 - › Evaluating targets
- › 09:15h SMART requirements
 - › Explanation & example
- › 09:30h Determine product requirements in 2 groups
 - › Main product challenge
 - › Requirements following CPP
 - › Prioritize requirements
- › 11:00h Break Coffee & Tea




Program Feb 23

- › 11:15h Development process Atto Harsta (Aldus)
 - › Phases, planning and results
- › 11:30h Organisational Model
 - › Project management, financing, business model
- › 12:30h Conclusions by Gert De Bruijne (Waste)
- › 13:00h Lunch
- › 14:00h Presentation of submitted proposals
 - › S(p)eed kit by Guy Buyle
 - › Waste & Rescue by Ase Johannessen
 - › Flexible response (Gates) by Gert de Bruijne
- › 16:00h End of program




Questionnaire:

- › 1. What do you wish the outcome of this development session to be ideally?
- › 2. What kind of commitment is your organisation prepared to offer? In terms of information input, employee involvement and financing?
- › 3. Are you prepared to make compromises when cooperating with other organisation? On what terms?



SMART requirements:


- › Specific
- › Measurable
- › Achievable
- › Relevant
- › Time bounded



Product Specifications 1 (2009)


Emergency Sanitation Platform:

- › Self supporting construction
- › Made from durable plastics:
- › Weight:
- › Stacked & packed efficiently
- › Life time: 5 years minimum
- › Non slippery surface
- › Easy cleanable
- › Assembly of 25 toilets/day
- › Bright color



Product Specifications 2 (2009)

- › Add ons
 - › Urine Diversion pan with lid
 - › Child potty with lid
 - › Grips for disabled and elderly
 - › Wheelchair extension
 - › Excreta chambers (with sliding doors)
 - › Containers for urine and faecal matter
 - › Hand washing basin
 - › Stairs or ramp
 - › Supporting poles
 - › Pipes




Example:

SMART requirements ESP 2009 vs 2011:


i.e.

- **Self-supporting**; weight capacity 2000N; span 1,20meters
- **Minimal weight**; max 7,5kg
- **Durable plastic**; Durable material minimum 10years use, worldwide obtainable, constant quality, recyclable, closed surface, non slippery, different colours available
- **Stacked & packed efficiently**; 40slabs per euro pallet



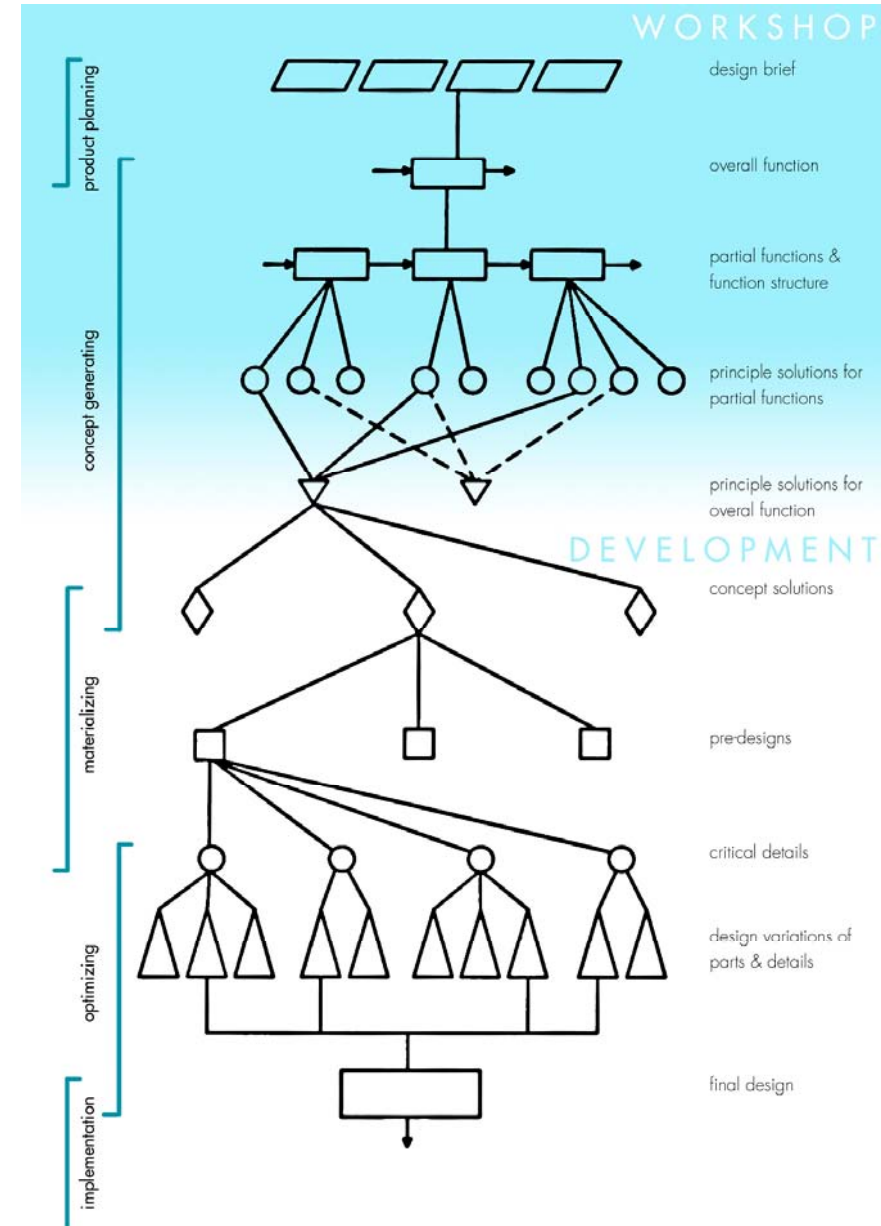
Determine product requirements:


- › Main product challenge
- › Requirements following CPP
- › Prioritize requirements



Development process:

- › Strategic phase
- › Research & analysis
- › Design brief
- › Creation phase
- › Preliminary design
- › Realisation phase
- › Final design
- › Implementation phase
- › Prototyping
- › Field testing
- › Introduction strategy






Time schedule

- › Strategic phase
- › Research & analysis
- › Design brief
- › Creation phase
- › Preliminary design
- › Realisation phase
- › Final design
- › Implementation phase
- › Prototyping
- › Field testing
- › Introduction strategy

App. 1,5 year





Questionnaire:

- › 1. What do you wish the outcome of this development session to be ideally?
- › 2. What kind of commitment is your organisation prepared to offer? In terms of information input, employee involvement and financing?
- › 3. Are you prepared to make compromises when cooperating with other organisation? On what terms?